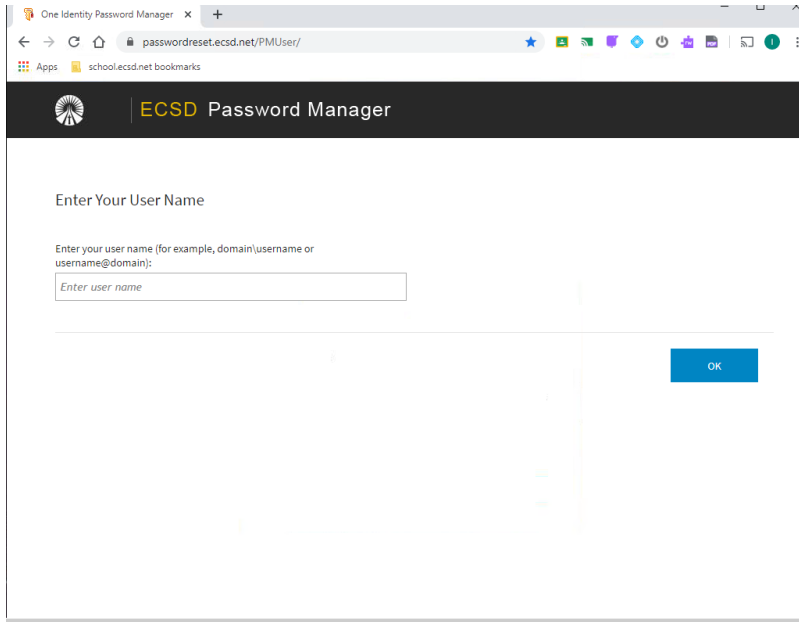


Password Reset for Students from Home

Open up a browser and go to the following site

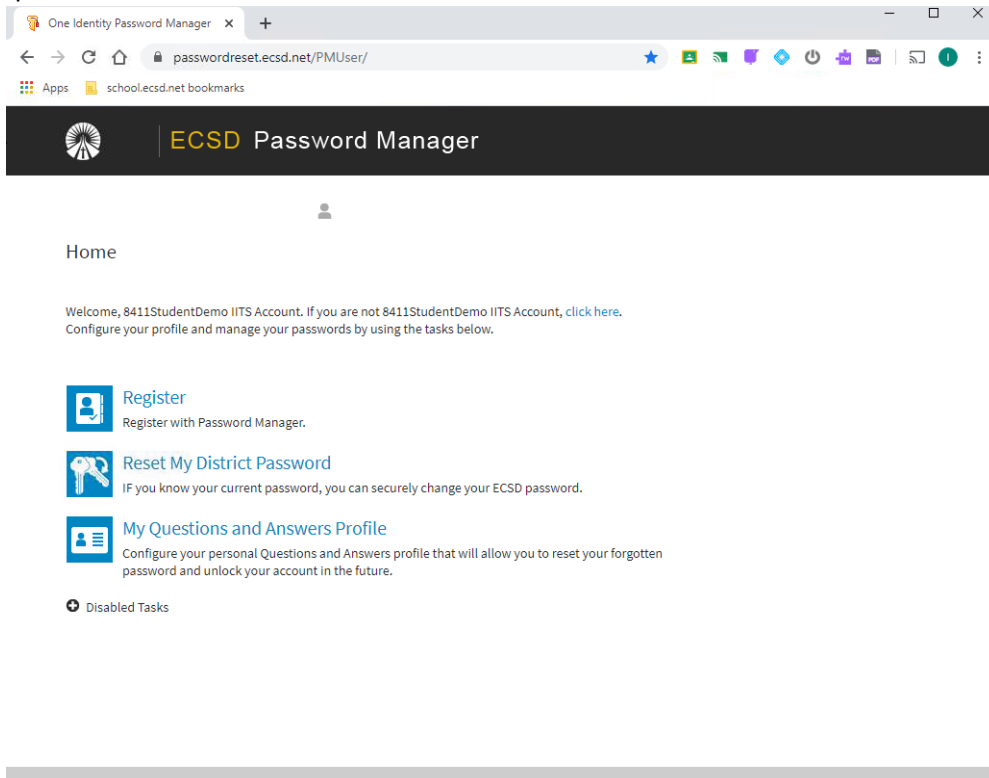
<https://passwordreset.ecsd.net/PMUser/>



The screenshot shows a web browser window with the address bar displaying "passwordreset.ecsd.net/PMUser/". The page header features the ECSD logo and the text "ECSD Password Manager". The main content area is titled "Enter Your User Name" and includes a text input field with the placeholder "Enter user name" and a blue "OK" button.

Enter username

The next page will request the student to register if they have not or just Reset their password for quicker access



The screenshot shows the "Home" page of the ECSD Password Manager. It features a user profile icon at the top, a welcome message for "8411StudentDemo IITS Account", and three main action buttons: "Register", "Reset My District Password", and "My Questions and Answers Profile". A "Disabled Tasks" section is also visible at the bottom.

Home

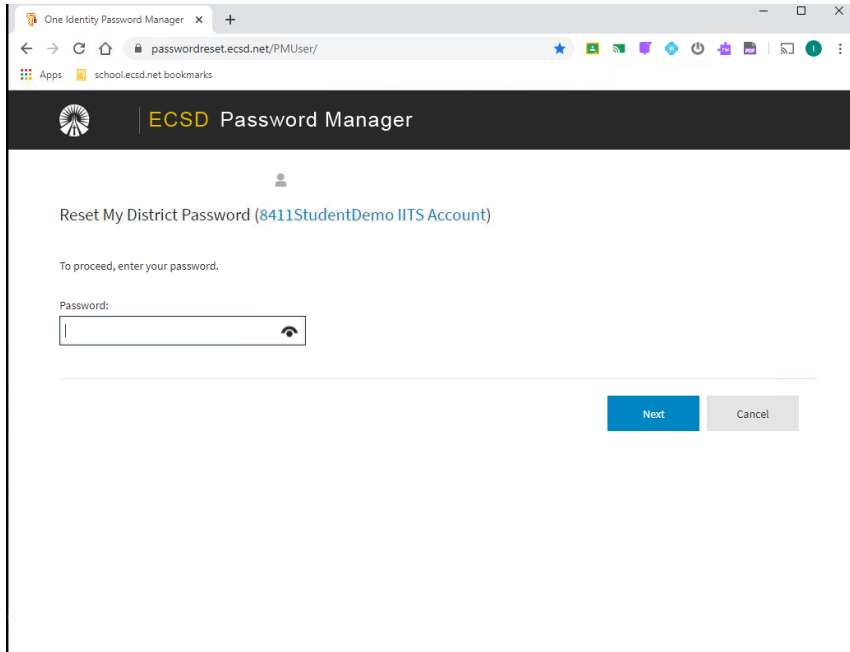
Welcome, 8411StudentDemo IITS Account. If you are not 8411StudentDemo IITS Account, [click here](#).
Configure your profile and manage your passwords by using the tasks below.

- Register**
Register with Password Manager.
- Reset My District Password**
If you know your current password, you can securely change your ECSD password.
- My Questions and Answers Profile**
Configure your personal Questions and Answers profile that will allow you to reset your forgotten password and unlock your account in the future.

Disabled Tasks

Choose Reset My District Password


You will be prompted for your old password



One Identity Password Manager x +

passwordreset.ecsd.net/PMUser/

Apps school.ecsd.net bookmarks

 ECSD Password Manager

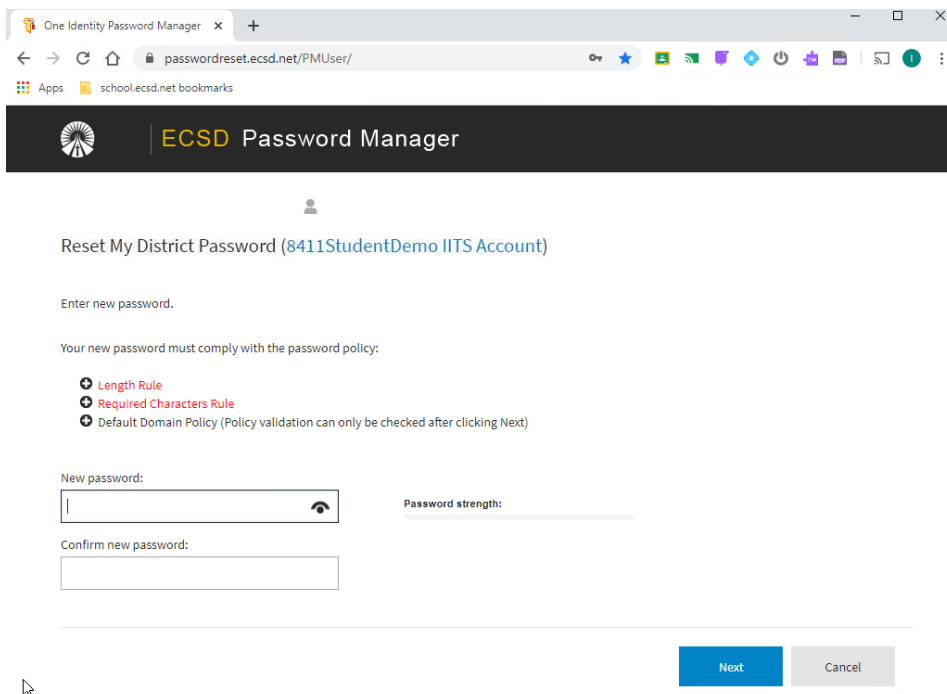
Reset My District Password (8411StudentDemo IITS Account)

To proceed, enter your password.

Password:

Next Cancel


You will then be prompted for a new password



One Identity Password Manager x +

passwordreset.ecsd.net/PMUser/

Apps school.ecsd.net bookmarks

 ECSD Password Manager

Reset My District Password (8411StudentDemo IITS Account)

Enter new password.

Your new password must comply with the password policy:

- Length Rule
- Required Characters Rule
- Default Domain Policy (Policy validation can only be checked after clicking Next)

New password:

Password strength: _____

Confirm new password:

Next Cancel

Rules:

PASSWORD RULES

PASSWORD Minimum Requirements	Minimum Length	Complex Password	Minimum Alpha Characters	Minimum UpperCase Characters	Minimum Digits	Minimum Special Characters
K-6 Students	5	No	0	0	0	0
7-12 Students	10	Yes	1	0	1	0
ECSD Staff (idxxxxx)	10	Yes	1	1	1	0
Temporary Staff (TAxxxxx)	10	Yes	1	1	2	1

Note:
Due to recent security breaches /leaked credentials,
NEW PASSWORDS must now be different than the previous password;
thus cannot re-use a previous password

Once password is correctly entered twice you will see a Green bar indicating password strength is ok.
Click next

The screenshot shows a web browser window with the address bar displaying "passwordreset.ecsd.net/PMUser/". The page title is "ECSD Password Manager". The main content area shows a confirmation message: "Reset My District Password (8411StudentDemo IITS Account)" followed by a green checkmark icon and the text "Your password was successfully changed". Below this is a link "Go to home page". A "Details" section contains a bulleted list: "Your password was successfully changed." and "Notification was sent to your email."

It is recommended at this time to return to the home page and register your security questions
You will be prompted for your new password.

To exit simply close the tab in the browser.