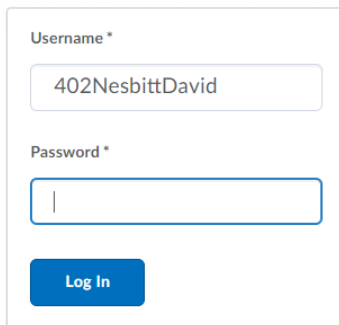


eLearning and Learning Management Course – COM 1255 – Getting Started Guide

The purpose of this course is to assist students with learning about how one can be a successful online student. Please find below the steps for student success within this course.

Part A – to login to Revelation Online for the first time:



A login form with two input fields and a button. The first field is labeled 'Username *' and contains the text '402NesbittDavid'. The second field is labeled 'Password *' and is empty. Below the fields is a blue button labeled 'Log In'.

Website (Chrome is the suggested internet browser):

<https://ecsd.desire2learn.com>

Username: 402LastnameFirstname (ie. 402NesbittDavid)

Temporary Password: changeMe (students will be asked to change this password)

Part B – eLearning course

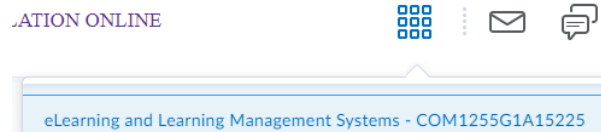
Step 1. To access the eLearning course, please select the picture or the waffle.

Picture:

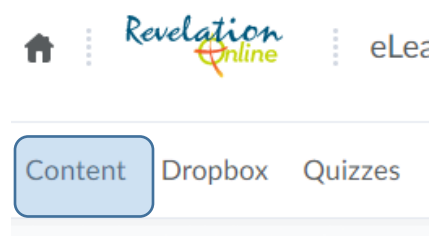


eLearning and Learning
Management Systems

Waffle:



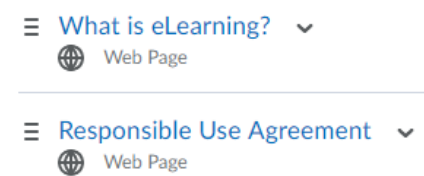
Step 2. Students will have access to the main homepage of eLearning. To view the content, please select 'Content' as found on the Revelation Online toolbar.



Step 3. Please ask the students to click on the 'Responsible Use Agreement'.



Step 4. Please click on each link to view the content. It is encouraged for students to read the information sequentially for successful completion in this course.



Step 5. Within the 'Responsible Use Agreement' link, students are encouraged to complete the "Responsible Use Agreement" checklist by reviewing and checking all boxes. Once this is completed, please select 'content'.

User Agreement

Copyright

I must **not** copy or reproduce any lic
use unauthorized copies on District-
District-owned computers.

Care of Technology

I am expected to show proper care f

Data Protection

I will **not** attempt to access data or p
consent.

eLearning and Learning Management Course – COM 1255 – Getting Started Guide

Step 6. After selecting 'content', more information will appear within the 'content'.

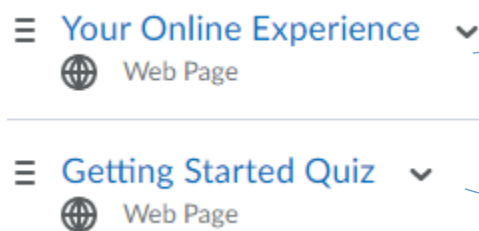






A vertical menu titled "Table of Contents" with three items: "Responsible Use Agreement", "Introduction", and "COM1255". Each item is preceded by a hamburger menu icon (three horizontal lines).

Table of Contents	
☰	Responsible Use Agreement
☰	Introduction
☰	COM1255

Students are encouraged to read the information within the 'Introduction' in the order presented, otherwise, **access may be limited** for the student to complete certain assessment items.

Please find the various activities and assessments for students to complete as located within the 'Introduction' section:

- 
- Two navigation items are shown, each with a hamburger menu icon, a globe icon, and a dropdown arrow. The first item is "Your Online Experience" with "Web Page" below it. The second item is "Getting Started Quiz" with "Web Page" below it.
- ☰ [Your Online Experience](#)  Web Page 
 - ☰ [Getting Started Quiz](#)  Web Page 

Students will be asked to download an assignment. After completing the assignment, they are asked to submit this in the 'dropbox' section of the Revelation Online toolbar (which is like adding an email attachment to an email)

Once the 'Your Online Experience' has been completed, access will be available to the 'Getting Started Quiz'. Here, students are encouraged to complete this quiz.

Please note that access will be available to the remainder of the courses after the student achieves a grade over 50%. As well, with exception of the 'Case Study Assignment' and 'Planning Your Education', students are able to rewrite each quiz as many times desired.

eLearning and Learning Management Course – COM 1255 – Getting Started Guide

Step 7. Please view 'content' and to click on 'COM 1255'. There are two sections with more information for the students to complete the remainder of the course. Please repeat step 6, particularly in the section 'Getting Started Quiz'. Please encourage students to read the information sequentially and to read it slowly and carefully as the questions within each section pertains to information learned.



Students are encouraged to read the information on each page and to complete assessments which might benefit their online learning.

The completed list of assessments to be submitted can be found on the 'grades' on the Revelation Online toolbar.

eLearning and Learning Management Course – COM 1255 – Getting Started Guide

By clicking 'grades' on the Revelation Online toolbar:

Grade Item	Points
Use of Tools 	
Revelation Online Help Quiz 	0 / 32
Digital Citizenship 	
9 Elements Quiz 	0 / 20
Online Safety Quiz 	0 / 10
Case Study Assignment 	0 / 2
Copyright Quiz 	0 / 10
Digital Literacy Quiz 	0 / 8
Education in a Digital World 	
Planning for Education 	0 / 35
Final Exam 	0 / 47

Please note, with the exception of 'Case Study Assignment' and 'Planning For Education', students are encouraged to receive a grade over 50% for access to each subsequent assessment item.

Please find for the 'Case Study Assignment' and 'Planning For Education Assignment':

- students are allowed two attempts to complete these two assessment items
- these two assessment items will be graded by a Revelation Online teacher after the student submits the final exam.
- please encourage the student to read the information carefully within these sections as they provide the required answer.

Step 8. Once the final exam has been completed, eLearning has been completed. If applicable, access will be made available to his/her next online course.

After the Revelation Online teacher completes grading of the 'Case Study Assignment' and 'Planning for Education', a final grade will be entered in Powerschool and the student will receive one high school credit from the completion of this course.

Thank you for your assistance with the students.