

PALISADE/OXFORD STAKEHOLDER ENGAGEMENT

EDMONTON CATHOLIC SCHOOL DIVISION
APRIL/MAY 2026

“WHAT WE HEARD REPORT”

This page has been intentionally left blank.

CONTENTS

EXECUTIVE SUMMARY	1
ATTENDEES	3
INTRODUCTION	4
OBJECTIVES	6
EXERCISE ONE - STICKIES	8
EXERCISE ONE - STICKIES RESPONSES	10
EXERCISE ONE - STICKIES RESPONSES	11
EXERCISE FOUR - PUZZLE FINDINGS	11
EXERCISE FOUR - PUZZLE FINDINGS	13
EXERCISE FOUR - PUZZLE FINDINGS	14
EXERCISE FOUR - PUZZLE FINDINGS	15
EXERCISE FOUR - PUZZLE FINDINGS	16
EXERCISE ONE - STICKIES FINDINGS	17
EXERCISE TWO - IMAGES	19
EXERCISE TWO - IMAGES RESPONSES	23
EXERCISE TWO - IMAGES FINDINGS	55
EXERCISE THREE - PUZZLE	57
EXERCISE THREE - PUZZLE FINDINGS	60
ADDITIONAL COMMENTS	62
FINDINGS	64

This page has been intentionally left blank.

EXECUTIVE SUMMARY

The Palisades/Oxford K-9 School concept stakeholder engagement process was designed to ensure that the new school meets the needs of the community while incorporating the insights and expertise of a wide variety of stakeholders. The engagement included participants from diverse groups, including Edmonton Catholic Schools (school board), school administration, teaching staff, educational assistants and support staff, facilities/maintenance and operations, parents/guardians, and other relevant community and project partners. This broad representation ensured that all relevant perspectives were considered, fostering a comprehensive and collaborative approach to the project.

The engagement process included an in-person stakeholder session held on April 15, 2026, complemented by an online survey that remained open for one week following the session. Both formats incorporated similar interactive exercises to support the design process. These activities—using Stickies, Images, and Puzzling exercises—helped generate ideas, encourage creative thinking, and clarify key design priorities.

As part of the stakeholder engagement process, a specific handout was developed for school staff and other key user groups to complete, ensuring their voices were directly heard in shaping the design of the new school. This handout was included in the engagement sessions and aimed to gather valuable feedback on operational needs, space functionality, and the overall design vision. The activities indirectly generates responses about day-to-day use, student and staff safety, supervision, accessibility, and learning and wellness priorities, the handout enabled participants to provide input that was reflective of their unique perspectives as the primary users of the facility. This feedback complements the broader engagement activities and contributes to a design that serves both the community and the school effectively.

The Stickies exercise was employed to gather feedback and ideas in a visually organized manner. Participants wrote their thoughts, concerns, and suggestions on sticky notes, which were then grouped and analyzed for recurring themes and insights. This exercise helped ensure that a wide range of input was captured from all stakeholders.

The Images exercise utilized visual prompts—such as photographs, renderings, and sketches—to stimulate discussions about the aesthetic and functional aspects of the school. By exploring these images, stakeholders were able to clarify their preferences for the building’s style, materials, and overall look, aligning the design with community values.

Finally, the Puzzling exercise allowed the group to break down complex design elements into smaller, more manageable pieces. This collaborative approach enabled stakeholders to address individual aspects of the design while considering how they fit into the larger vision for the school. The goal was to ensure that every part of the design functioned seamlessly within the overall structure and mission of the facility.

The engagement process provided invaluable insights and generated a wealth of creative ideas, which will guide the next steps in the school’s design. The active participation of a diverse group of stakeholders, coupled with these interactive exercises, ensured that the final design will meet both functional requirements and community expectations. The collaborative input gathered during these sessions will serve as a cornerstone for creating a school that serves the Palisades/Oxford community effectively and reflects its values for years to come.



This page has been intentionally left blank.

ATTENDEES

At the request of the School Board, all stakeholder identities will remain confidential and have been anonymized throughout this report.

Statistics:

- In-person engagement: 16 participants
- Online engagement: 44 participants



INTRODUCTION

The Palisades/Oxford community has a long-standing history in northwest Edmonton and continues to evolve as families and services grow. The Palisades/Oxford K-9 School is being planned to serve the community's current and future student population and to support learning, recreation, and extracurricular activities. The intent of the project is to create a modern, inclusive school environment that supports a wide range of educational needs while providing a welcoming facility for students, staff, and the broader community.

Edmonton Catholic Schools (ECSD) is dedicated to providing safe, supportive, and faith-centered learning environments for students. As enrolment pressures and program requirements change over time, the complexity of day-to-day school operations also increases—ranging from student arrival and supervision to classroom flexibility, accessibility, security, and spaces that support learning, physical activity, and student services. A new, purpose-built K-9 school provides an opportunity to address these needs holistically, improve functional efficiency, and create a positive environment for students, staff, and families.

ACI Architects Inc. (ACI) has extensive experience in planning and designing educational facilities and other community-serving buildings, with a strong focus on functionality, safety, and user experience. With an understanding of how schools operate day-to-day, ACI approaches each school project by prioritizing clear circulation and supervision, adaptable learning environments, durable and maintainable materials, and welcoming spaces that support students and staff. Our team also emphasizes meaningful stakeholder engagement to ensure that design decisions reflect operational realities and the values of the school community.

This stakeholder engagement report summarizes the process and outcomes of the in-person and virtual sessions held to inform the design of the new Palisades/Oxford K-9 School. One session was facilitated by ACI on April 15, 2026. An online “virtual session” facilitated internally with school leadership and key staff representatives through the usage of an form survey platform (Microsoft Forms). Participants represented a broad cross-section of the school community, including ECSD, school administration, teaching staff, educational assistants and other support staff, facilities/maintenance and operations, parents/guardians, and other relevant community and project partners. The sessions incorporated a series of interactive exercises intended to confirm operational needs, identify functional priorities, and align the design with community expectations. This report outlines the activities completed, the key themes that emerged, and recommendations to support the next phases of design.



This page has been intentionally left blank.

OBJECTIVES

The objective of the stakeholder engagement for the new Palisades/Oxford K-9 school project is to lay a solid foundation for the development of the program and conceptual design of the new facility. This engagement process is intended to gather essential input from a wide range of stakeholders to ensure that the new school meets the functional, operational, and community-based needs of the ECSD and Oxford Community. ECSD brought together key members of the school and community, school representatives, staff, parents and community members, the engagement aims to establish a comprehensive framework for the project that reflects both current needs and future growth. This collaborative approach is critical for developing a design that is functional, efficient, and aligned with the values of the community it serves.

Through the stakeholder engagement process, several key criteria emerged that will inform the design and development of the new Palisades/Oxford K-9 school. These findings highlight the need for a facility that supports the diverse functions of the school, including education, administration, student support, and community use, while ensuring the safety and well-being of students and staff. The design must also accommodate future growth, providing adaptable spaces that can evolve with the expanding needs of the school community. Additionally, the aesthetic and environmental considerations, such as energy efficiency and community integration, were identified as essential elements. The feedback gathered emphasized the importance of creating a school that fosters collaboration among staff, supports efficient operations, and is designed to withstand the test of time. These criteria will serve as the guiding principles for the program and conceptual plans, ensuring that the new Palisades/Oxford K-9 school is a valuable, functional asset for the City of Edmonton for many years to come.



This page has been intentionally left blank.

EXERCISE ONE - STICKIES

The “Sticky Exercise” is a participatory workshop technique that encourages collaboration and idea generation by having participants share individual thoughts, ideas, or concepts on sticky notes. This exercise is designed to foster open communication and creativity, allowing each participant to contribute equally and independently. Here’s a breakdown of how it works:

Setting the Focus: A specific topic, challenge, or question is presented to the group to guide their contributions. This focus can range from broad project goals to specific design elements or community needs.

Writing Thoughts and Ideas: Participants write down one thought, idea, or concept per sticky note, capturing their responses succinctly. This process allows everyone to share their unique perspectives, free from outside influence.

Organizing and Clustering: Once all ideas are posted, the facilitator organizes the notes into clusters based on common themes or objectives. This visual grouping helps to identify trends, areas of consensus, or recurring themes within the group.

Prioritization: Prioritize the most impactful or promising concepts for further development.

This exercise serves as an engaging and efficient way to gather diverse input, reveal common interests, and establish a shared understanding among participants.



This page has been intentionally left blank.

EXERCISE ONE - STICKIES RESPONSES

SECTIONS	INFORMATION	NO. STICKIES
ARCHITECTURAL ELEMENTS / PROGRAM SPACES	<p>“lots of windows, lots of natural light”</p> <p>“lots of natural light”</p> <p>“BIG WINDOWS & LOTS OF NATURAL LIGHT”</p> <p>“Natural light with consideration for sun location (visibility of board or unable to see due to sun in eyes)”</p> <p>“Natural light in all area”</p> <p>“lots of outdoor light”</p> <p>“Lots of natural light + large windows + open spaces”</p> <p>“natural light”</p> <p>“Lots of Natural light”</p> <p>“Windows in every room”</p> <p>“windows that open for fresh air (HVAC is expensive)”</p> <p>“wood and natural lights”</p> <p>“Natural colors – warm, dark brown, bright trim, windows”</p> <p>“Colors for wayfinding”</p> <p>“Bright colors on walls around school”</p> <p>“fresh, clean color scheme”</p> <p>“lots of fun colors”</p> <p>“timeless finish”</p> <p>“make it feel like an elementary school not an adult space – important”</p> <p>“natural wood”</p> <p>“huge & modern gym”</p> <p>“please make the school larger – 3 floor”</p> <p>“separate entrance for K-3 vs 4-6 vs 7-9”</p> <p>“wide hallways – wide staircases”</p> <p>“larger space for student lockers or coat hooks, not crammed into corner”</p> <p>“Large windows”</p> <p>“Sun angle”</p> <p>“Light in every room”</p> <p>“Timeless flexibility”</p> <p>“small meeting rooms”</p> <p>“more than 1 work room”</p> <p>“many breakout rooms”</p> <p>“Multipurpose spaces”</p> <p>“Flexibility built-in”</p> <p>“Windows in every classroom”</p> <p>Color of St. Lucy accents throughout would be nice.”</p> <p>“It would be great to maintain St. Lucy school colours.”</p> <p>“Navy blue is timeless, calm, and inviting.”</p> <p>“Keeping aligned with St. Lucy by including yellow and blue is important.”</p> <p>“For a new school, the colours should be more carefully chosen—the previous examples had too many colours, and the red in the gym did not coordinate well.”</p> <p>“Please consider using colours beyond black, brown, or grey in the exterior design.</p> <p>“Yellow and blue work well, and other colour ideas are welcome. This also applies to the interior—avoid overly dark colours.”</p> <p>“Yellow and blue are appealing, but should be thoughtfully composed.”</p> <p>“Love the blue colour.”</p> <p>“Blue is a great choice for the new school.”</p>	68



EXERCISE ONE - STICKIES RESPONSES

SECTIONS	INFORMATION	NO. STICKIES
<p>ARCHITECTURAL ELEMENTS / PROGRAM SPACES</p>	<p>“Don’t be afraid to use bold colours in a world that often overuses beige, grey, and white.”</p> <p>“Suggested palette: blue, grey, black, green, and white.”</p> <p>“Purple is also a good option.”</p> <p>“Indigo paired with light brown is an appealing combination.”</p> <p>“I don’t like two-level designs.”</p> <p>“There shouldn’t be too many common areas, as this feels more like a high school or university.”</p> <p>“There should be no stairs—more ramps are preferred.”</p> <p>“An elevator should be provided for children with special needs.”</p> <p>“Include more ramps unless access to a second floor is necessary.”</p> <p>“Hallways feel too narrow and become crowded between classes.”</p> <p>“Overcrowded hallways and limited seating during breaks are a concern.”</p> <p>“Nice, large open spaces such as big gyms, classrooms, and labs are appreciated.”</p> <p>“Having a variety of common areas is important.”</p> <p>“Providing chairs, tables, or benches in common areas is a great idea.”</p> <p>“Openings from the second floor to the first floor look nice, but glass panels could raise safety concerns.”</p>	<p>68</p>

TRAFFIC	<p>“bus lane”</p> <p>“bus lane like Neil M. Ross”</p> <p>“big parent drop off area”</p> <p>“Safe parent drop-off”</p> <p>“Safe place for student drop offs and buses not too far from front door”</p> <p>“site design that actively incorporates traffic safety”</p> <p>“drop offs figured out”</p> <p>“parent drop off”</p> <p>“Bus drop off”</p> <p>“Designate drop off zone for parents”</p> <p>“separate bus drop off”</p> <p>“Oxford traffic – bus at 127–167 ave, 130 st”</p> <p>“traffic access off 167 Ave & 75 st will be congested... consider traffic flow + direction and where front door faces”</p> <p>“A larger parking area is needed to better accommodate both teachers and parents.”</p>	14
LEARNING SPACES	<p>“Learning commons area w different spaces in the space”</p> <p>“Art”</p> <p>“STEM”</p> <p>“coding”</p> <p>“Welcoming learning common / group learning space”</p> <p>“Large space for collaborations, in school field trips”</p> <p>“Outdoor classrooms”</p> <p>“Outdoor learning space / courtyard”</p> <p>“Group areas for meeting families”</p> <p>“STEM / makers space for K-6”</p> <p>“Library space can be combined with a Chapel”</p> <p>“Place for Arts – presentations coming to school, school plays, concerts”</p> <p>“Lab & tech space”</p> <p>“Food lab – IA lab Jr high”</p> <p>“Library space”</p> <p>“gym space for littles & JR high”</p> <p>“Chapel”</p> <p>“Chapel with lots of light”</p> <p>“Chapel Area”</p> <p>“Libraryspace can be combined with chapel”</p>	20
BATHROOM / PLUMBING	<p>“Extra bathrooms”</p> <p>“Private adequate bathrooms”</p> <p>“Comfortable bathrooms”</p> <p>“doors that lock properly”</p> <p>“touchless features”</p> <p>“no hand dryers (paper towel instead)”</p> <p>“more privacy in bathrooms (not opening stall doors into hall)”</p> <p>“Closed off bathroom spaces, privacy & dignity”</p> <p>“shorter toilets for little kids”</p> <p>“automatic water, soap and paper towel dispensers”</p> <p>“Bathrooms privacy”</p> <p>“MANY bathrooms”</p> <p>“lots of bathrooms + fountains”</p> <p>“Sinks in classroom”</p> <p>“Sink in K-6 at least classroom”</p> <p>“Lots of sinks”</p> <p>“sink in every classroom”</p> <p>“sinks in every room – washy those hands people lol”</p> <p>“sink & water refill stations in each classroom”</p> <p>“Sinks in all K-6 classes”</p>	20



<p>OUTDOOR / LANDSCAPE</p>	<p>“Outdoor classrooms”</p> <p>“Outdoor learning space / courtyard”</p> <p>“Outdoor learning space / courtyard”</p> <p>“Outdoor classroom space with chalkboard, seating, greenery”</p> <p>“Rooftop garden / greenhouse space”</p> <p>“parks or green space”</p> <p>“path way we could connect to Oxford pond for nature walk”</p> <p>“landscaped – trees”</p> <p>“shade trees / space”</p> <p>“Sustainable landscaping”</p> <p>“Park! Tarmac bball courts”</p> <p>“Trees for shade but not shrubs to rededcrease supervision”</p> <p>“large playground area - no sand or wood chips! (rubber)”</p> <p>“parks or green space”</p> <p>“pathways are good”</p> <p>“playground sandless”</p> <p>“safe outdoor student walkways - from parking/buses to doors”</p> <p>“Having a nice outdoor area with a park is important.”</p> <p>“Outdoor activity spaces should encourage creativity and exploration.”</p> <p>“Incorporate natural playground elements such as wood stumps, trenches, hills, and varied terrain for play.”</p> <p>“Provide gardening boxes for all classes.”</p> <p>“Outdoor spaces should include plenty of grass for children to play on.”</p> <p>“Play areas should use soft materials, such as rubber surfaces, to help prevent injuries.”</p> <p>“A larger park with a modern playground and rest areas is desired.”</p> <p>“Amenities such as an ice rink, spray park, football field, and walking paths would enhance outdoor use.”</p> <p>“Ensure there is ample space outside for play and recreation.”</p> <p>“Include a fun playground that does not use sand.”</p> <p>“The outdoor courtyard is well-liked, especially with walking paths incorporated.”</p>	<p>29</p>
--------------------------------	--	-----------

<p>ENVIRONMENTAL / ELECTRICAL / OPERATIONAL</p>	<p>“AC needed, footer floor in kinder” “hard surfaces need sound absorption design elements” “no carpets – hand sanitizing stations throughout” “if possible, one sink in every classroom” “AC” “Heatinged floors in K” “Electrical outlets in halls / classes” “Air conditioning” “Air circulation for early summer, and late summer, early fall days” “Charging stations for technology classes” “windows that can open for fresh air” “Built in sparks within the gym” “The school is expected to be at or near capacity upon opening, and there appears to be too much space allocated for aesthetics rather than function.” “Additional space and design features may result in increased maintenance demands for custodial staff.” “Landscape design should prioritize low-maintenance solutions.” “Avoid placing large amounts of grass directly adjacent to the school.” “Smaller gymnasiums should also have wood flooring.” “Avoid using rubber flooring, as it is difficult to clean and maintain.” “Custodial rooms should be adequately sized to support maintenance needs.” “Modern technology should be integrated throughout the school, including charging stations, strong Wi-Fi, and smart boards.” “Provide phone lockers where students can securely store their devices for the day.” “LED lighting should be dimmable to support different learning environments and needs.”</p>	<p>23</p>
<p>STORAGE / FURNITURE</p>	<p>“Built in shelving (closed cupboards)” “built-in shelving in classrooms / learning commons” “Built-ins for library and display areas” “classroom cupboards and countertops” “More classroom storage in ALL classes” “built in class storage behind boards” “Wood shelving Natural” “Cubbies oin hallway not classroom”</p>	<p>7</p>

INCLUSIVITY / ACCESSIBILITY	<p>“sensory room for special ed students”</p> <p>“Sensory room for inclusive”</p> <p>“Inclusive Classroom”</p> <p>“A designated space for students to go when they feel overwhelmed, particularly for those with ADHD.”</p> <p>“Incorporating natural elements to promote emotional regulation and grounding.”</p> <p>“A sensory room in place of common areas, with an emphasis on supervision rather than open, unsupervised spaces.”</p> <p>“Quiet rooms or wellness spaces where students can relax, de-stress, or access mental health support.”</p> <p>“A wellness lounge for staff.”</p> <p>“Improved acoustics in classrooms and hallways to reduce noise and distractions.”</p> <p>“Addressing the lack of quiet or private spaces for studying.”</p> <p>“Increasing mental health and student support spaces.”</p> <p>“Incorporating real plants within interior spaces.”</p> <p>“Implementing programs that promote health, wellness, and mental health awareness.”</p> <p>“A dedicated sensory space to support regulation for neurodivergent students.”</p> <p>“Are there ramps to support accessibility throughout the school?”</p> <p>“An elevator should be provided for children with special needs.”</p> <p>“The outdoor playground should be accessible to all children.”</p> <p>“Accessibility should be a key consideration in the design.”</p> <p>“An elevator is a must.”</p>	19
GYMNASIUM	<p>“Large bright open gym”</p> <p>“small gym”</p> <p>“large gym”</p> <p>“small & large gym”</p> <p>“large enough gym to accommodate all students and families”</p> <p>“dance studio / space for jr high option records, like Fowler”</p> <p>“gym space”</p>	7
EARLY CHILD CARE	<p>“Early child”</p> <p>“OSC”</p> <p>“before/after school care”</p> <p>“Inclusive classroom”</p> <p>“group areas for meeting families”</p> <p>“cozy corner gathering space w/ elementary classroom”</p> <p>“flexibility built in”</p> <p>“multi-purpose / flex spaces”</p>	6

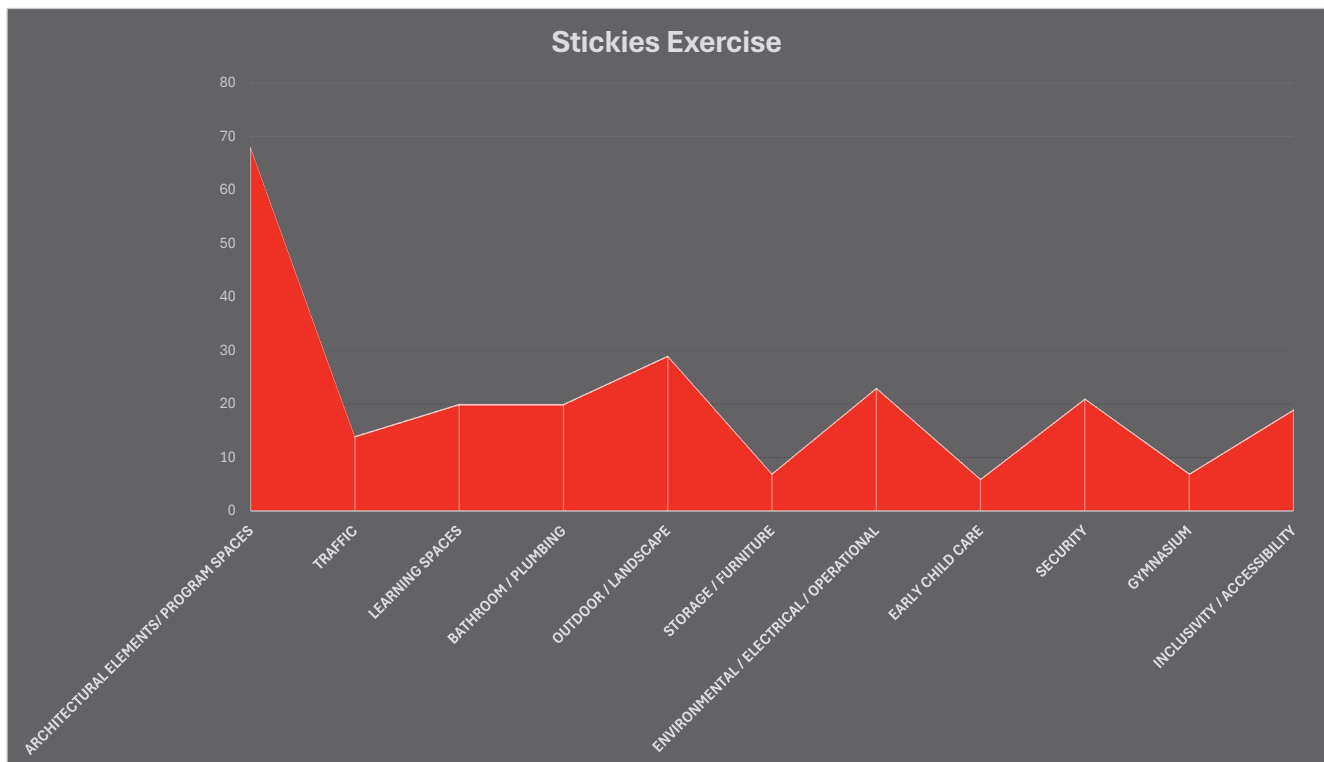
SECURITY	<p>“Lots of windows for visibility to the exterior and as part of a safe refuge strategy during a potential lockdown.”</p> <p>“Reduce the number of windows at ground level for security purposes; consider higher window placement to allow natural light while maintaining safety.”</p> <p>“Windows should have a reflective coating so that occupants can see while limiting visibility from the outside.”</p> <p>“The school perimeter should include vehicle barriers to enhance protection and prevent potential attacks.”</p> <p>“All entrances should incorporate a double-door (vestibule) system for controlled access.”</p> <p>“The school should be equipped with comprehensive safety and surveillance systems.”</p> <p>“Monitoring areas outside the school should include camera coverage along roads leading to the site.”</p> <p>“A safe and inclusive design should include clear sightlines, good lighting, and secure entry points.”</p> <p>“Design should consider anti-bullying strategies, including open layouts, visibility, and supervised common areas.”</p> <p>“Avoid hidden nooks or corners where negative behaviour may occur.”</p> <p>“Ensure the building is secure from unauthorized individuals.”</p> <p>“Entrances should remain locked and controlled during school hours.”</p> <p>“Glass panels may raise concerns regarding both safety and opportunities for bullying and should be carefully considered.”</p> <p>“Provide well-marked pedestrian crossings around the school.”</p> <p>“Locate washrooms further away from entrances and exits.”</p> <p>“Doors should be highly secure, with consideration for fire-resistant and impact-resistant (e.g., bullet-resistant) construction.”</p>	21
----------	--	----

EXERCISE ONE - STICKIES FINDINGS

The following are the findings from Exercise One, which involved gathering stakeholder input through sticky note exercises. The categories were designed to capture a range of perspectives, and the graph below illustrates the distribution of stickies across each category. These results provide valuable insights that will inform the next steps in the design process.

Common Themes:

- Natural Light & Atmosphere
- Emphasis on:
 - Large windows, Sun angle consideration, Light in every room
 - Bright colors, Natural materials, “Feel like an elementary school”
- Health & Hygiene Infrastructure
 - Emphasis on:
 - Sinks in classrooms, Water stations, Bathroom improvements
- Safety & Traffic Flow
 - Emphasis on:
 - Parent drop-off, Bus lanes, Site traffic design
- Flexible Learning Environments
 - Emphasis on:
 - Learning commons, collaboration areas, multi-use spaces
- Outdoor & Nature Integration
 - Emphasis on:
 - Courtyards, gardens, green space, paths
- Community, Equity & Inclusivity
 - Emphasis on:
 - Inclusive classrooms, Spaces for families, Early childhood support



This page has been intentionally left blank.

EXERCISE TWO - IMAGES

The Precedent Image Exercise is an integral part of our architectural design process, aimed at building a comprehensive visual and conceptual foundation for the project. This exercise entails gathering, analyzing, and presenting a curated collection of images from existing architectural projects or specific design elements that align closely with our project's goals and values. By leveraging precedent images, we can establish a clear direction for design intent, aesthetics, and functionality, as well as address specific project challenges with proven, contextually relevant solutions.


Our approach begins with a focused discussion on the core objectives of the project, including aspects such as sustainability, community engagement, innovative materiality, accessibility, or historical preservation. From there, the team curates precedent images that exemplify similar goals or site-specific conditions. Each selected image is then analyzed for its contribution to spatial organization, material selection, light quality, color scheme, and structural approach. Through this careful analysis, we gain insights into how different design elements can come together effectively to meet project requirements.

This report documents the precedent images selected for this exercise, alongside detailed observations, sketches, and notes that highlight their relevance and potential applications. The insights gathered from this process will serve as a visual and conceptual guide, laying the groundwork for a well-informed, innovative design solution tailored to the unique needs and aspirations of our project.

The responses presented on the following pages have been collected through both online and in-person engagement.

This page has been intentionally left blank.

"IMAGE" EXERCISE



"IMAGE" EXERCISE



EXERCISE TWO - IMAGES RESPONSES

IMAGE NO.	COMMENT
1	<ul style="list-style-type: none"> ▪ Welcoming entrance. Interesting use of steel poles. Lot's of natural light. ▪ Like both of Wall of windows @ entrance b) Large drop off area for vehicle. ▪ love the pillars woodlook lots of windows ▪ lack of Bike racks. ▪ Love the Natural light from Windows floor two slippery for winters outside of the school. - don't like the colours ▪ don't really like the yellow pole pillars; floors look slippery in winter; don't need that screen (metal) in front. ▪ Love large windows and outside door; floor seems slick in winter. ▪ like clean lines and windows; flooring slippery. ▪ like pillars; don't like rectangular screen. ▪ doesn't look like a school; lacks warmth. ▪ don't really like the yellow pole pillars. floors look slippery in winter don't need that screen (metal) in front. ▪ Love the large windows. outside door. * floor looks like it would be slick in Winter ▪ like the clean lines and lots of windows - flooring looks slippery in winter ▪ like the pillars don't like the rectangle screen? ▪ it isn't immediately obvious to me that this is a school. - it's lacking a warm element, especially for a K-Gr. 9 age group. ▪ Love the windows What is the strip on the right hand side ? Block light ▪ Can be more green (landscaping) ▪ nice, modern, bright, clean lines ▪ Needs More green Clean + Modern. - Hard to snow Shovel ground architectural factures therefore operational \$\$\$ ▪ Love the windows, natural light is important. ▪ natural light - natural wood beams enviting entrance don't like the large rectangular structure - blocks light - unless side is Facing sun ▪ Nice ▪ Beautiful design ▪ like the windows ▪ Doesn't look very welcoming ▪ Love all the big windows. ▪ Dislike so much visible access into the school. Also would want barriers infront of window space. This is very close to the Road. Feels like a security risk. ▪ Love the windows ▪ Futuristic looking, not your typical school "look." Do not like the yellow pillars. What are the school colors? This is a rainbow school. ▪ Nice modern design, too many windows at entrance ▪ I like that the front looks modern but feels more like a rec center. There should be barrier around the front so vehicles cannot attack the front doors or student. ▪ Modern ▪ Open, looks a bit institutional ▪ Looks great ▪ looks modern ▪ Modern

IMAGE NO.	COMMENT
1	<ul style="list-style-type: none"> ▪ Modern ▪ Can't tell anything from this ▪ Nice and bright but remove the yellow pillars. ▪ I like it. Looks great. ▪ Looks amazig ▪ I like how there's lots of windows looks very modern ▪ Good ▪ School ▪ I like the design, very futuristic look. ▪ Love the look, very modern with lots of natural light in is great. ▪ I like it ▪ It looks like a hospital. Not overly welcoming ▪ Lots of natural light ▪ I love the windows ▪ Love all of the windows to allow for natural lighting but also concerned about the amount of heat that may be produced pending which way these windows will be facing ▪ Lots of windows to allow natural light, very modern design. ▪ Very classy ▪ Don't like the yellow, but the large windows are nice. I don't understand blocking off the far windows with the wall there. ▪ Welcoming. Bright, lots of natural light ▪ The pillars are beautiful but I could see kids using that to climb. Reminds me of an airport hangar. ▪ Nice ▪ Aesthetically, great. ▪ looks like a recreational center rather than a school

2	<ul style="list-style-type: none"> ▪ Warm tones. Very bright and open. Could be very loud and echo-y' May not function well for elementary students. ▪ Don't like all the 2nd Open glass railings for the elementary level. ▪ clear glass makes it open too low glass railings ▪ Openness and lighting is good ▪ Too open for learning commons Space with kids working, noise travels too much looks like a mall ▪ Nice look ▪ too highschool vibe; risky for kids to jump down between the floors. ▪ gives a "mall" feeling; more for high school, not elementary. ▪ looks like a mall; like wood and natural light. ▪ glass railing too low; safety risk. ▪ natural light nice; inviting shared space. ▪ too highschool vibe. - risky for kids to jump down between the floors. ▪ gives a "mall" feeling. More for Highschool, not good for elementary. ▪ looks like a mall not an elementary school - like the wood and natural light. ▪ Like natural wood . Glass walls are too low ▪ Like the wood - but will it be timeless or full dated ? - Need durable Flooring - does it wear well ? ▪ pleasant natural light ▪ I like the access to the roof for training. The outer shell look is very appealing look like it has lots of space Cold and unhealthy ▪ Looks very modern. Can be more kid Friendly. ▪ Levels? Students jumping over railings? Bright space ▪ the natural light is nice. " I like that the space invites a coming - and-going, bustling kind of feel. - shared space is nice ▪ bright natural light - glass wall on upper deck too low ▪ glass railing looks too low, things can be thrown down, or someone could fall / be posted over ▪ Amazing ▪ I like the natural colors ▪ i dont love 2 levels ▪ It's ok ▪ Again, dislike so many windows into classrooms. ▪ This looks more like a highschool then a K-9 school. Do not like the color of the floors- wood color looks dated and old. ▪ Nice and open ▪ This is not safe, especially for lock down drills. i would like the walls of the classrooms to be solid with concrete or cinder blocks. ▪ Nice spots to sit, relax and even study ▪ Hallways not open enough ▪ Free, roomy, lots of space ▪ Beautiful ▪ okay for big kids but not for little kids in grade schools ▪ Spacious
---	---

2	<ul style="list-style-type: none"> ▪ Looks very friendly ▪ Second floor is too narrow. Wood looking floors looks hard to maintain. ▪ Looks nice. Only concern would be possible falls from the second level (safety). ▪ I love it ▪ Reminds me of college ▪ Good ▪ University ▪ Love the high ceiling ▪ Not sure seeing open to the lower level is a good idea ▪ I like it ▪ Reminds me of a hospital or a high school or a shopping mall. There doesn't seem to be any warmth to the space ▪ Lots of open space ▪ Wide hallways are nice for class exchange, like the space for students to do work, more of a University building feel than traditional K-9 school. The opening/access from above gives some concerns about giving kids more opportunities for bullying behaviour - throwing things from 2nd floor to 1st floor, etc. ▪ A little cramped, functional ▪ How does this work for jr high and elementary aged kids. Do they share same spaces or have separate spaces? ▪ Love that there is seating in multiple places. Having the second floor open to the floor behind makes it feel open and bigger. Would maybe contribute to a lot of noise though. ▪ Open concept ▪ The stain of the wood gives me an outdated feel. ▪ Good ▪ narrow second floor hallways. Wood floor is hard to maintain
---	--

3	<ul style="list-style-type: none"> ▪ Cool idea , but doesn't seem accessible to people who are unable to do stairs Safety concerns for lockdowns with all the glass. Nie & bright ▪ Don't like the amount of open, undefined space for an elementary . Do like the brightness of the gym ▪ love the open gym concept with glass wa love the bleachers ▪ area for seating for sports of events. ▪ Love high windows, more viewing setting ▪ gym to open for lockdowns, and distractions with classes walking by - life, the wide hallways ▪ the views into the gym is nice; stairs would be a tripping hazard when lots of ppl go through at once. ▪ too many windows; safety/lockdown concern; like open space. ▪ safety concerns with windows + sports; lockdown concern; looks like high school. ▪ needs seating outside gym; too many stairs. ▪ like gym views; encourages activity. ▪ the views into the gym is nice. - I think the stairs would be a tripping hazard when lots of ppl go through at once. ▪ Too many windows. lock down? Safety? like the open space though. open airy nice to see into gym seating are as nice too many stairways ▪ OHS safety concerns with windows + sports? and what would you do during a down lock - like the wide hallways but looks like highschol ▪ open will glass railings, nice Open to below design. ▪ Yes, All of it ▪ Love it. The perfect mix o budget and durability, countertop should extend further, people Clean, gas range, like the colours, great lighting *natural light in staff break areas* ▪ Great look! Nice layout, Need a bit heavier duty- commercial hood/stove ▪ Great open, Less glass. ▪ Lock downs ? What happens with so many windows Are there ramps for accessibility? Love the brightness. ▪ I really like the view into the gym the common, area outside of the gym invites gathering, it's nice and spacious - active kids + active living is important to our family, so I like seeing a school designed this way. ▪ needs seating out front of gym windows too many stairs ▪ too much glass for 4-9 .- hand prints, etc from Small Kids - too many steps - How to dim on celebrations w/o expensive window shades. ▪ Good ▪ Open concept ▪ dont love seeing in the gym ▪ Like the windows seeing into the gym ▪ Lots of space in hallways is great. ▪ Like the natural woods, dislike so many windows. Unpractical for lock downs. ▪ Love the open area
---	--



3

- Like all the glass but so many little finger prints and looks more like a highschool. Lots of wasted space in the halls.
- i like the open gym idea but instead of steps the ground should be ramped.
- Big and spacious
- great meeting up area & social interactions
- This looks nice
- welcoming
- Wonderful
- Attractive
- Too much glass and stairs are not good kids with wheelchairs and also for custodians washing the floor with auto scrubber.
- Nice. Would need to add some colour though.
- Kids will enjoy
- Gym looks very modern
- Good
- Mall
- I like it
- Ohh love the windows watching into the gym
- I like it
- looks like a recreation center more than a school. I am conflicted about the window wall for a gym
- Lots of open space
- Love the openness and accessible viewing for gymnasium
- Lots of space,Lots of windows, open concept
- Schools should be fun and colourful this is a modern look that might be better for an art studio.
- The room that juts out on the left is cool. Lots of windows for the gym is fun.
- Lots of natural light, inviting. Lots of room to study or meet with friends
- Warm,Inviting atmosphere. Needs more seating by the windows and rails on the stairs. The steps should be a different color to avoid accidents
- Looks good
- Some benches in the hallways would be great and beneficial to the students.
- stairs not good for auto scrubbing, tripping hazard for inclusive kids



4	<ul style="list-style-type: none"> ▪ Dark-seems institutional, but the windows are nice to bring nature into indoor spaces. ▪ Too much dark metal materials ▪ love the building style ceiling . panels. ▪ Looks like a resort or upscale clubhouse ▪ do not like ▪ Nice clean look, again does blend with surroundings, is it “over the top” a little ▪ I like the colours, Natural Light, clarker colours with bright green furniture - More like highschool cafeteria space ▪ don't like the furniture; hard to replace; stick to generic furniture; don't really like the ceiling. ▪ like open space but feels like high school. ▪ don't like green or furniture; no seating level variation. ▪ awkward to clean; like windows. ▪ love wood, glass, natural light. ▪ Too visible to public, needs closed off cartier ▪ don't like the furniture. would be hard to do the replacement. Stick to generic furniture. don't really like the ceiling. ▪ I like the open space but its giving high school. ▪ don't like the green or the chairs / couches - no alternative levels for seating ▪ Too dall - Like the colors of Furnishings - Glazing walls - budget Friendly ? ▪ wood panel is dated, narrow staircase not operationally favorable ▪ Like open concept, high windows. Charging stations would be nice. Like screens. ▪ Love the modern seating. Love that the stools seem unmovable ▪ love the natural light + wood. - love the glass /windows in the majority of the space ▪ looks like awkward space to clean under tables (with stool-bench combe) like the high windows ▪ like the no ceeling tiles tv monitors) learning commons area ▪ Awesome ▪ Beautiful ▪ very nice lots of light ▪ Nice seating area ▪ Flex space for kids to study, work, socialize is great. ▪ Like the seating, dislike so many window.s the typical window structure of st Lucy right now seems fine. ▪ An open area with windows is awesome ▪ Love this space- very futuristic. ▪ good for grades 6-9 ▪ Gunproof? Just scared of safety. ▪ bright inviting open space ▪ Like ▪ looks nice for big kids, junior high ▪ our kids deserve something like that
---	--

4	<ul style="list-style-type: none"> ▪ Social area? 950 students ▪ Good combination of modern and minimalist. ▪ I like it, as long as the seating is comfortable. ▪ Thumps up ▪ This would look nice as a common area for teachers and students and visitors ▪ Good ▪ University ▪ I like it. ▪ Again love all the natural lighting, great area to sit and socialize with friends. ▪ Beautiful ▪ Small eating space for junior high kids not much room if its is a cafeteria ▪ Lots of space to hangout ▪ Love the windows for natural lighting to promote bright, calming area to hangout and have lunch - not a dungeon-cafeteria feel ▪ Modern, lots of natural light. Uncomfortable chairs ▪ Interesting ▪ This looks old and dated but also weird with the green chairs. ▪ Very social area. Open to the the courtyard. ▪ Longer tables or split them into fours. Like the wood color. The seats are too bright ▪ Good idea ▪ too much glass.
---	--

5

- Great wide open hallways . Colors are fun to incorporate learning opportunities. Glass is nice feature to bring in natural light
- Like the rounded walls Like the bright colours (esp , if that is light coming through windows to create the colors)
- colors love more colors w wood.
- color wings are fine.
- I like the concept for an area that's Colored # - Curves are nice in schools
- I like this
- curve wall is nice instead of sharp edges; indifferent to the colors.
- color is a fun addition to schools.
- unclear why shown; not Canadian; like colors and hallways.
- too dark.
- color is nice but design lacking.
- curve wall is nice instead of sharp edges all the time. I'm indifferent to the colors.
- Color is a fun addition to a Schools
- so why show this image - commented wouldn't be in Canada? - i do like the colours and wide hallways.
- Good height, exhaust system ideal
- too dark Maybe add a window or say light
- Looks good, not loving the forced air heat, infrared or in floor
- like the colors, space feels flat.
- I like the colors - kind of dim, needs more light. - Nice big hallways.
- Love the colors . Love the wide hallways. Curve walls look fantastic
- the use of color is nice, however this design is lacking for me- (perhaps just the angle of the image).
- Like the Colors.
- architectural features bright colors
- Colourfully
- Can there be more windows? So more natural light?
- very cool with the light reflection
- To dark but like the colours
- Would rather see natural elements, and artwork from the children. Could be over stimulating for those with neurodivergent needs
- Like the colour contrast but more lighting would be great
- Love the colors, it gives off elementary vibe.
- I do not like this at all.
- Needs more natural light
- a bit dark minus the color light on ground look like hospital hallway
- Little bit dark
- okay
- Hope it can be true
- Function? No lockets visible



5

- K-9 school cant be this dark. Kids will fool around in this area.
- Interesting. Concerns around glare though.
- This is good for kids
- Hallways look nice and wide compared to current hallways
- Dark
- Hospital
- A little bit dark.
- I think some areas of tinted windows is cool but the area looks dark, more natural lighting is better
- Great space
- Image is too dark, lighting should be considered in the classroom environment to promote better learning.
- The different colours shinning on the floor and wall is interesting
- Pretty
- Colours are cool
- Academic, symmetry
- Love this
- Love the colour!!!
- Cool with the lights
- Needs more light. Like the coloured windows.
- Suggesting good lighting in darker hallways
- It looks dark
- dark hallways for kids to get bullied.

6

- Like the viewing area from above , doesn't seem like a fish bowl , but has great glass and natural light elements.
- Good size
- Like how bright the gym is. The second floor viewing space is a nice feature
- love the open concept retractable nets. gyms
- Need a dividing screen for multi-games at same time.
- Nice big gymnasium, bright a viewing area upstairs for the jr. high Kids but have a 2nd smaller gym for elementary kids
- Good Size; typical gym; nice viewing area, bright; high ceilings; should be a large sym to accommodate lots of pel for events.
- Could this double as a community space
- BRIGHT; nice space.
- nice big gym.
- good natural light; AC concern; gyms need dividers.
- ideal gym; tall ceilings; versatile.
- typical gym. nice viewing area, bright. high ceilings. should be a large sym to accommodate lots of pel for events.
- nice big gym
- Lots of space to customize room as needed, red colour wall to drew attention to the front with two screens.
- Good - looks Big
- Nice and BIG!!!
- enjoy transparent, open concept, natural lighting
- Good balance of budget function, should be expandable ie if more students can add desks & chairs
- Great space. Love the pops of color Viewing space looks great. How large is this? is how many can view here?
- I like the 2nd floor viewing area - Pops of color is nice.
- in a perfect world, I would love for every school to have a gym like this! love the tall ceiling. looks like endless possibilities for activity for the kids.
- Welcoming I like the idea of adding colour, looks good for learning environment, ensure adequate lighting
- Like upper viewing area on second floor Would like bleachers. Divider so 2 class could be in at same time.
- viewing are as from up stairs and downstairs, retractable nets, accent colors
- GYM
- Perfect
- love the viewing platform
- Looks good
- Great gym
- Nicr space but Not enough seating for spectators. This was a big frustration in volleyball season.
- Love the size of the gym, open basketball courts
- Beautiful open space however do not like the red pipes on top and yellow on the outside. Terrible color combination looks like McDonalds. What is your school colors? The red is very off putting with the rainbow vibe elsewhere.
- this is amazing.
- Spacious gym
- bright great space



6	<ul style="list-style-type: none"> ▪ Nice ▪ looks nice for both grade schoolers and junior high ▪ Very important ▪ How many classes can you run in same time slot? Dividers? ▪ Excellent looking gym with the overhead view area. Reduce the glass in the main floor because kids will keep touching it having fingerprints everywhere. ▪ Looks good. ▪ Sports ▪ Definitely and improvement from current gym but still no stage area? ▪ Good ▪ Gym ▪ Wow vey nice. ▪ Amazing, big, bright, open gym. Love the pop of color on the ceiling. ▪ Like it ▪ Gym should be functional and well maintained for skill development. ▪ nice looking gym. I can't tell what is in the upper floor ▪ Modern big ▪ Love the high ceiling and looks bright in there. Love the viewing area from above. Will the lights interfere with sports like Volleyball? Is there room for bleachers for fans to watch at ground level? ▪ Spacious, lots of ventilation, high ceilings ▪ Nice gym ▪ Looks very modern and open ▪ Lots of room for recreation. Bright open gym ▪ Looks great. Put alot of seating for guests or parents ▪ Nice gym ▪ Nice ▪ hanging lights in gym is not good. kids will target it with a ball
---	---

7	<ul style="list-style-type: none"> ▪ Great space for multi-purpose/function Nice drop- down zone for 1.1 work , quiet space, reading , etc. Nice collab space for multi grade groupings ▪ Like the large display wall Like the pop of colour ▪ love frames. defined spaces high tables. ▪ would like to work stations / lab mestral of Art ▪ Clean ▪ Good round tables lighting is cool Only need 1 open space for K-6 and 7-9 ▪ don't love it, but don't hate it either. ▪ great learning common for multiple classes/needs. ▪ good multipurpose space; no carpet; charging ports. ▪ great multi-use space; tech feel. ▪ Simple design, don't like the green, needs more colour ▪ don't love it, but don't hate it either. ▪ Great as a learning common to accommodate multiple classes/ needs ▪ more tables - maybe standing tables. ▪ Slightly institutional ▪ the natural wood + light are nice, soft elements. - looks calm. ▪ I like the colour, wood, nice windows in the office area, parking by bays not advisable ▪ multi-function Space, seems like it would be maily- all hard surfaces. ▪ Computer work area is not used presently. They have chromebooks in the class. Noise will travel within the two spaces ▪ looks like a really great multi use space. - makes me think techt comm studies type of space. ▪ good multi-use spaces - no carpet - charging ports ▪ like art wall. Higher tables. like divided areas. ▪ art walls charging station division of work spaces different work tables at different heights - standing tables, work carosels, low collab tables. ▪ Information ▪ Chalkboard for positive affirmations for the kiddos to write on ▪ nice open concept ▪ Like the area to display art work ▪ Love the idea of a computer lab and not just Chromebooks ▪ Like this and would encourage more spaces to display student art. Also adaptive seating or other stem spaces and activities. ▪ Love the idea of different pods for each work area ▪ Love this space. ▪ I think the computer lab should be more open. ▪ Libraries are awesome, it looks a bit dull though ▪ Great quiet learning area its bright & inviting ▪ Like ▪ cool
---	--

7	<ul style="list-style-type: none"> ▪ Necessary and progressive ▪ Purpose? ▪ Good open area but that empty space close to the ceiling is redundant. ▪ Nice. ▪ Can't wait for this ▪ Computer labs/library look large and inviting ▪ Good ▪ Artlature ▪ I like it ▪ Could use more color, kind of basic. ▪ Like it ▪ Clean sterile space ▪ Modern but needs more color ▪ Nice and bright, like the workspace for students to share and work together on projects/homework ▪ Interactive, lots of lighting ▪ Too white. Needs more color. Not just a feature wall ▪ Reminds me of university libraries. I like that there's lots of seating and study space. ▪ Engaging library ▪ The walls need more color. The orange is too bright. Maybe something more neutral. Needs windows too and the lighting looks dated. ▪ Good ▪ floating thing on the wall looks like a dust collector
---	--

8	<ul style="list-style-type: none"> ▪ Warm tones . Very wide open . Suited to older students who are able to work independently Could be a distracting space if required to teach in wide open area ▪ Don't like how the multi-use / break out space appears to be open to below (noise) ▪ like wall cut outs for light ▪ lighting / wood flere. ▪ don't like glass stairrails; weird circular windows; not big enough for natural light. ▪ Like the upstairs space, neat, easy to clean, training area ▪ Dislike huge flouresent lighting ▪ great for junior high learning common; good staff space. ▪ like lights; echo concern. ▪ calm; soft wood/light elements. ▪ Bright, clean ▪ don't like glass stairrails. Weird circular windows. Not big enough to bring in natural lights. ▪ too fancy and looks expensive; doesn't look like a fire hall ▪ A Nice lights, but again budget Conscience friendly? Binage - Nice but glass dirty w/ little Kids - Circle windows are fun, but easily constructable- ? \$\$\$ ▪ Lots of lights ▪ Great for Junior high / learning commen. Great for staff space ▪ Nice and bright, bay door look short. ▪ Bright, floor training space, open space ▪ Open area second level should be closed off. ▪ Lots of space ▪ Like the work area. Great for group work with round tables. Stairs look extremely steep. Love the round windows ▪ like the lights, looks like sound would echo to 2nd floor ▪ Lunch area ▪ Don't care for this ▪ Like this a lot. The circular windows feel much safer and the natural woods are very nice. ▪ Love the lights not to keen of the stairs ▪ Lighting is great. ▪ I really like the circular windows as it feels safer but lets in natural light. ▪ Lots of space for the kids, even lots of space to the stairwell. Have we included an elevator for those with mobility issues? ▪ cool bright social space ▪ Like ▪ scary for grade schoolers ▪ Hope our children get something like that ▪ Pretty pictures don't tell us anything important. ▪ Left picture is nice with the hanging lights. Right side is too much glass. More areas to clean for the custodians. ▪ Same concerns as prior. Second floor safety for the children.
---	--

8	<ul style="list-style-type: none">▪ Amazing▪ Stairs look very steep not sure how safe that will be for elementary/junior high students▪ Good▪ Cafe▪ Love the lighting design.▪ Love the touch of wood paneling and natural lighting▪ Like it▪ Images shows good lighting. Good ventilation should be observed.▪ modern and spacious▪ Nice open, modern feel. Again, concerns about access from 2nd floor to 1st floor as stated previously.▪ Too many stairs, too much artificial lighting▪ It's very institutional▪ The round lights and windows are nice.▪ Don't really like the stairwell. Looks like someone could get hurt. I like the study area!▪ Love it all but I think the stairs needs to be wider.▪ Excellent▪ hanging lights and the circle windows are extra task for the custodians
---	--

9	<ul style="list-style-type: none"> ▪ Bright space . Fun colors , Could be used as a multi purpose space. ▪ like the variety of table options Like the pendant lights (softer lighting at times) ▪ like open cafeteria Snack shack ▪ Nice ▪ I like the Space ▪ cool colours w green; Cafeteria Isn't needed or necessary, OR half the size for the 7-9 Students ▪ Modern ▪ nice for kids to have optional area to eat, not just classroom. ▪ waste of space; better used for classrooms; students can eat elsewhere. ▪ like green chairs. ▪ concerns for lockdowns; too open; don't like green. ▪ too much glass and windows. ▪ Love the doors ▪ bright space; great window wall. ▪ it's nice for kids to have an optional area to eat, not just in the classroom. ▪ waste of space. Save it for Classrooms / space for learning. Junior high kids can eat in learning common/ gyn or classes ▪ seems functional, mixed use tables look cool but may not be received well by students wanting to be at certain tables ▪ Like the different design scheme of admin building to truck storage, glass doors is nice public to see if people available for help ▪ Size & shape very appealing, glass half frosted preferred ▪ No comments, I like this. Mix of colors of Furniture- but will it stay that way ? I like the space - To architecturally - most yard space for Kids to al run around. ▪ Love the colors. - Students don't have to eat where they work in their class. ▪ Meeting event room ▪ Beautiful ▪ love how open this is ▪ Nice seating area I like the chairs ▪ Like this except would prefer different windows again. ▪ Love the open wide space for eating areas ▪ Amazing space for students. ▪ I do not like this. These kids will be eating in their classrooms. There is not enough supervision available. ▪ Is this free space, or a lunch area? ▪ great space ▪ Nice ▪ not sure if okay for my little kids in grade school ▪ Very modern and cool ▪ Cafeteria? ▪ Nice color combination but replace those thousands chairs with table with flipping bench for easy set up and take down. ▪ I like it.
---	---

9	<ul style="list-style-type: none">▪ Love it▪ Common area looks nice and inviting▪ Good▪ Stadium▪ Like an airport feeling.▪ Great mix of colors and textures. Very bright which I love▪ Like it▪ Perhaps this picture is the cafeteria.▪ looks like a modern space for lunchtime▪ Like that there is a lot of seating but concerned it might be too crowded/cramped▪ Natural light, uncomfortable seating, colourful▪ It's alright. Nothing really to comment on.▪ Don't love the green. It's trying too hard to be modern. Love all the windows.▪ Lots of seating available. Open and airy.▪ Looks good but I think it feels a bit cold and industrial▪ Looks welcoming. I like it.▪ cafeteria is not suitable for k-9
---	--

10	<ul style="list-style-type: none"> ▪ Cool pathways > neat angles. More for travel to / from school pickup/ drop of areas . Not ideal as play zone's for younger kids . ▪ Like the cross paths esp. if concrete rather than gravel so doesn't become mud in spring opportunity for creativity w/ young students ▪ like the patterns of side walks ▪ I like the path ways ▪ Just keep it simple with sidewalks, not all over. ▪ will sidewalks get plowed/shoveled in winter? could be nice for kids though. ▪ more custodial work; who maintains landscaping? ▪ Nice, clean look. Good Design & functional, but could expand ▪ tripping hazard; high maintenance costs. ▪ will playground be ready at opening? ▪ prefer uninterrupted green space. ▪ concrete and grass running tripping hazard - a lot of unnecessary maintenance costs ▪ will these sidewalks (alternate) also get plowed/ shoveled in the winter? I can see it be nice for the kids though. ▪ More work for custodial staff to maintain. Who is maintaining two landscaping? ▪ Should aim to minimize turf - hard to maintain will look poor w/ 1000 people making an it dening and day out & Shrub beds more favorable ▪ Great gives kids, options ▪ loves the outside courtyard- walking paths ▪ Nice walkways but I don't think elementary students will follow these paths. Love the trees border ▪ perhaps this is my age showing, but I appreciate an uninterrupted span of green space other than pathways breaking it up. all for making spaces walkable, just not so interrupted and angular ▪ Garden ▪ Is this grass or turf? ▪ would like to see seating there ▪ Looks really nice ▪ Love the amount of green space. A place for kids to learn and play ▪ Seems unpractical for this age group. They want to play, more play based outdoor spaces would be better. ▪ Nice pathways in courtyard needs flowers ▪ Stunning. ▪ Random small patches of gravel look weird, either make it sidewalk or space it out and darken color to make it look intentional ▪ this is not safe for children. It looks dumb. They need to run and they should have a playground. ▪ Trees are wonderful. Need flowers too. ▪ Bigger field ▪ beautiful ▪ Beautiful ▪ so nice ▪ Beautiful and clean
----	--

10	<ul style="list-style-type: none"> ▪ Too much sidewalk. Its hard to maintain during winter time. You need to use a lot of salt and sand and time consuming to remove snow. ▪ Since it is K-9, should expect the landscaping to get used. Not just for show. ▪ Beautiful lawn ▪ Green space looks nice ▪ Too many sidewalks ▪ Park ▪ Very nice ▪ Love all the greenery! Sidewalks in a artistic way is fun too ▪ Like it ▪ don't care for the mosaic look, Seems excessive ▪ Nice greenery to hang out outside ▪ Love the natural green space for students to hang out in ▪ Bland, boring ▪ Green space ▪ Could use more functionality. Benches, gazebo, shady spots. But the angles are cool. ▪ Meh. Do not really like this concept ▪ Need some tables and chairs and benches ▪ I rather see more parking space than more landscape ▪ too much sidewalk. kids will ignore it and wreck the grass instead
----	--

11	<ul style="list-style-type: none"> ▪ Seems institutional > more like a university. Not sure if it fits for a K-9. ▪ too bright of a blue like the rounded furniture ▪ like the shaped setting ▪ Nice ▪ Can get noisy ▪ It's nice ▪ feels like a space for adults, not needed for kids. ▪ Interesting design ▪ don't like bold color; kids likely won't maximize use. ▪ more suited for adults; nice library seating; windows nice. ▪ looks like hotel desk; too adult; like university. ▪ don't love the low ceilings on the blue color. - the circular common working spaces is nice. ▪ no carpet; avoid blind spots; hard supervision. ▪ don't like low ceilings or blue; circular spaces nice. ▪ don't like the bold color. Kids likely won't maximize the use of this kind of room. ▪ feels like it's more suited for adults. >nice seating in a library space * windows are really nice ▪ cold, sterile, medical feeding. ▪ looks like a hotel desk - cold feel to it - too adult like - looks like a university space ▪ good it looks very sound absorbing maybe more Sensory items ▪ like the natural light in the training room, a little bit too fancy for m taste ▪ Too blue, but I like the space + forms. ▪ Like the hidden mechanical on the roof, great big windows for multi purpose room, modern look!! ▪ No carpet! ▪ Too much Blue, Feels constricting. Like the spacious seating ▪ no carpet avoid "blind" spots, too hard to supervise ▪ hate the carpet ▪ love the seating ▪ Great area to study or read ▪ Would be difficult to keep track of all students in a big open space but I like the elements and would encourage more stem in the library. ▪ What is this space?? This does not look like a school. There are too many colors going on and the wood gives off a old vibe. ▪ I do not like this ▪ Looks calm. ▪ love it ▪ Like ▪ for big kids ▪ Spacious ▪ Nice open space but permanent carpets are easy to get dirty specially with little kids.
----	--

11

- Fine.
- Library looks sleek and modern
- Good
- Library
- I like it
- Yes, more color the better.
- Like it
- Looks like a hang out spot for teens
- Looks cozy and comfortable to work in this space
- Too small of a space, too cramped
- Is this the library?
- Calming and modern. Love this.
- Looks closed off
- Beautiful but the seats are too light
- Nice
- nice concept for a library. color is relaxing

12	<ul style="list-style-type: none"> ▪ Super bright, but not ideal space for student learning for K-9 school. Too open> needs to be a smaller space / more defined. Too loud . ▪ Natural light ▪ natural light love the sky lights ▪ I like the lighting. ▪ learning commons- Natural light, nice big space, round tables - 8 ▪ Skylight nice but not worth maintaining; like open space. ▪ I like this one better but not the grates config ▪ same; need more natural light in schools. ▪ love natural light; skylights not good for Canada. ▪ echo/noise travel; skylights get hot (AC?). ▪ Practical look, bright clean feel ▪ welcoming, bright, collaborative space. ▪ Looks very basic, seems like a bad use of space to tie up a bay ▪ too open for elem/ jr high - noise nice and bright ▪ Skylight is nice, but not worth it. to maintain. like the open space. ▪ Same * we need more natural light in Schools. ▪ natural light is always a positive feature and Should be built into as many design elements as possible ▪ I like this. Looks nice, seems more budget friendly . Except - skylights - no bueno ▪ Love Natural light. good space for entire school to come together. ▪ Love the natural light from the skylights, They are on an angle. Once again, is it safe for lockdowns with so many outside windows ▪ upon entering a space like this, I would feel welcome, comfortable, and ready to study/ collaborate. bright, open, any. ▪ Beautiful ▪ Good lots of seating to eat lunch ▪ Dislike the windows. Again, would prefer students in classrooms for mealtimes for safety. ▪ Love how everything is all spaced out with tables all around ▪ Great space for Junior high, not elementary ▪ The empty space should be put to the gym to accomodate more people for events and church. ▪ Looks great. Windows allow lots of light. ▪ bright open ▪ Like ▪ for big kids, i don't think it is appropriate for little kids. it is like in university already. ▪ Very welcomed and spacious ▪ too much open area and glass. Need to consider on everyday maintenance not just for looks. ▪ I like it. ▪ Reminds me of college/high school ▪ Looks like it will be loud and echoey ▪ University
----	---

12	<ul style="list-style-type: none">▪ I like it.▪ Fantastic! Love the smaller tables with bench seating instead of chairs, love the floor to ceiling windows▪ Like it▪ Ample multi use space▪ Like that it is open and looks spacious - tables don't look too close to create crowded feel▪ Lots of windows, lots of space, interactive, it's fun time now▪ Yes▪ Love the openness and natural light. The blue-grey goes well with the concept▪ Open, bright eating/social area▪ Looks good▪ It's good to have a huge cafeteria they accommodate all the students▪ This is good▪ again not for k-9. too much glass to clean
----	---

13	<ul style="list-style-type: none"> ▪ Big overhang is great to cover from the elements, but prefer more natural light in comparison to the first picture. ▪ like the large covered entrance (space to gather away from the elements) ▪ love the welcoming entrance ▪ Big proper entrance ▪ Prefer this exterior over the first, colors, Natural wood, windows, modern nice big area to cover parents kids during bad weather ▪ don't use yellow light; white bulbs nicer; don't like blue color. ▪ love big windows; modern; bright and inviting. ▪ nice exterior; suitable for elementary. ▪ Interesting ▪ low maintenance landscape; avoid blind spots. ▪ nice exterior lighting; good landscaping balance. ▪ don't use yellow light. white light bulbs is nicer. don't like the blue color, but don't have an alternate color recommendation. ▪ Love big windows * modern Very bright and inviting / welcoming ▪ Good lighting, professional, not too big, whiteboard behind all the seats? ▪ nice exterior - looks like could be elementary school ▪ Too blue, but like the modern and bright look . Grande outdoorspace , but kids areas need running wand ▪ Modern. ▪ looks fine. exterior astletics less important they interior where students spend 8+ hours / day ▪ Love windows , pot lights. seating ▪ Can see where the entrance is. Like the covered outside entrance. Like the place of bike racks Too dark exterior paint ▪ exterior lighting is nice and inviting - nice balance of landscaping ▪ modern look- inviting ▪ low maintenance landscape no "blind" spots, corres, etc. for safety ▪ I love this too ▪ why the balls? ▪ Love the look of this school, very welcoming to children ▪ Like this a lot, better suited in my opinion. Windows are more appropriate and visual access is limited with greenery and fencing ▪ Love the exterior colors ▪ Blue is nice, the yellow with it is awful. For a modern school the color scheme needs to fit that asthetic. ▪ Very welcoming entrance ▪ like ▪ Love the pot lights. Looks modern yet cozy. ▪ trees a bit too big & leafy trees will cause more work for custodial staff to keep maintained ▪ Like ▪ cool ▪ Modern design ▪ Good looking entrance with the close roof to shield from sun and snow. Remove those concrete balls because its obstruction when clearing for snow.
----	---

13	<ul style="list-style-type: none">▪ Looks good. I would want to ensure that the school is a safe place for the children. i.e. locked and secure during the day, etc...▪ Very nice entrance▪ Dark and kids will play on the balls.▪ School▪ I like it▪ Very nice, love all the textures and added greenery▪ I don't see a need for the decorative balls.▪ Aesthetically pleasing▪ Visually appealing▪ Like the colour. Not sure what the circles are supposed to do▪ Cool▪ Looks good▪ It's ok▪ Modern▪ The first photo has a better design▪ beautiful front entrance. just remove the blue concrete balls because its a hindrance for snow clearing
----	--

14	<ul style="list-style-type: none"> ▪ Love the opportunity to have an outdoor learning space be considered. Greenery is nice, but may, need more options for seating to accommodate teaching young students ▪ like the large round bench don't like paving stones (students try to take a part needs to be low maintenance) ▪ like the idea of a place to read & relax + needs basketball court. ▪ I Would like Space for Fear Learning out doors. / garden ▪ YES TO AN OUTDOOR SPACE ! PLEASE; I like the Use soft brick for injuries, like the planters, use chalkboards, and wooden bench not big rocks curve bench ▪ outdoor space is a nice alternative to classroom. ▪ outdoor learning space needed. ▪ don't promote loitering/crime; safety concern. ▪ like outdoor classroom; like wood. ▪ looks like outdoor event/learning space; love windows. ▪ having an outdoor space is a nice alternative to just a basic classroom. ▪ Love all schools need a outdoor learning Space - We need it ▪ like the idea of an outdoor classroom - like the wood ▪ Very nice, clean, big, outdoor education space . Useable in winter ? High maintenance Landscaping. ▪ AMAZING if an interior courtyard- not available to public use - basket ball courts tarmac area will ▪ nice idea . . . not sure it would be properly utilized (e) Skateboard park instead of "outder" classroom ▪ Interior area would be great! ▪ Great! ▪ Like the outdoor learning space. Would like to have a chalkboard with this space. Love the round seating to see everyone. ▪ almost looks like an outdoor event space - looks like it might lend itself well to outdoor learning - love the large windows + natural light. ▪ don't want to promote unwanted loitering after hours, places to sleep overnight, places too hidden from main roads to encourage Crime ▪ Love the natural space ▪ very nice ▪ It's alright ▪ Would be great to have a larger community garden, 2 planters for each class. Would this be used often enough is my question. Would rather use outdoor spaces for play and recess. ▪ Nice open space ▪ Dark wood outside and light wood outside? I love the idea of a outside classroom or space but there is a lot of waste here. ▪ like ▪ Reminds me of relaxing in the patio. ▪ nice outdoor space ▪ Like ▪ looks good ▪ Awesome idea! Jus a small remark: maybe to have more pace for to the park. To have more activities outside. ▪ Nice outside area for teaching or recreational use. But bricks or stone slabs are prone to deformation or cracking making it a tripping hazard and hard to shovel or plow.
----	---

14

- Fine.
- Courtyard looks really nice
- Good
- Looks like a bbq area.
- Feels like something is missing. Not sure what the space would be used for
- Like it
- out door classroom?
- Modern nice
- Looks beautiful and inviting, doesn't have a school-feel
- Nice space to hang out. Needs more seating
- Very cottage core but on a large scale
- Very nice area. Would be cool to have some garden boxes in there.
- Nice outdoor engagement area
- Needs tables and more shrubbery
- paving stone/block is always shifting becoming a tripping hazard. better use the space for extra classroom

15	<ul style="list-style-type: none"> ▪ Nice light, Entrance roof is not appealing from the inside. ▪ like soft seating but don't like the attached cushions (it velcro, too easy to rip off OR stash snacks/garbage underneath) ▪ love the assembly stairs ▪ like the lighting and Bench. ▪ Looks good to me ▪ Too bare, not as inviting; could use more tables / benches. ▪ Modern ▪ love the breakout rooms - ceiling but to more available spaces - sensory room. ▪ like seated benches along windows; lots of natural light. ▪ very inviting; love windows and colors. ▪ like bench; wide open. ▪ like windows; ledges collect dust. ▪ I like the seated benches along the windows. lots of window, natural light. ▪ very inviting! Love the windows love the colors! ▪ Love breakout rooms. Open ceilings collect dust ▪ great natural light, seems light shall entry. ▪ the block above the class room will be dangerous - and health concerns regarding dust ▪ Yes to all of it ▪ Looks good, eating counter looks a little low, a bit more kitchen than I think we need ▪ like the bench by the windows - nice and wide open ▪ I like the beaches Nice light ▪ Easy to clean kitchen, stainless steel good idea ▪ Like the seating by the windows. Lots of dust may collect on top of the corner ▪ like the windows ledges collect dust, kids threw things up there. ▪ High ceiling is awesome ▪ Love the big windows ▪ Again, windows. This feels too much and too open. ▪ Again- colors are awful all together. ▪ Too many ground level windows (if elementary school- safety concern) ▪ i think they windows should be security style ▪ Looks dull, colors are boring. ▪ colorful bright ▪ Like ▪ okay ▪ Please make sure all the safety required things are reflected in the design. That nobody can enter the school without permission, and there should be surveillance system. ▪ Nice looking front foyer but remove those upper glass/window section. Again too much glass. ▪ Fine.
----	--

15

- Good
- I like it.
- Nice seated area by front door
- Like it
- This will let a lot of light in
- Like the open area with lots of natural lighting - concerned with it getting hot depending on which way this faces
- Lots of windows and natural light
- Love this
- Great open area
- Lots of natural light
- Design Looks good, don't like the colour scheme
- too much glass. dust collector for the vestibule enclosure just make it open

16

- Stairs are neat coupled with drop down sports
- Don't like the large stair case Don't like the colour combination
- Welcoming
- Nice
- Nice big stairs that are wide for lets of Kids, I like the diff colours for traffic control
- don't like tile color; don't like stair design; tripping hazard.
- like mixed materials for spaces/bench.
- Looks nice
- colors are great!
- Like appearance
- Like the shape, but not finish, like windows over entry, nice visual
- like sound panels; stairs useful.
- Looks nice; cost efficient
- striking design; hope kids appreciate it.
- don't like the tile color on the wall. don't like the way the stairs are displayed. tripping hazard between the stair steps and the wooden Step
- Wood stairs love - but don't forget about maintenance please.
- colors are great!
- great space for large gatherings presentation
- nice stairs + needs a middle rail for safely Where is accessibility built into design?
- like the 2 different materials for spaces / bench
- maybe have a ramp For wheelchairs. * no carpets !
- Love the stairs and possible seating
- this is a very striking design and something I hope kids appreciate.
- stairs seating area space for "stage"/drama/ concert area modular furniture - move into configuration as need . 2 gyms - divider wall in larger one
- like the sound panels by steps
- I love the entrance its beautiful and high ceiling
- I like the seating area and stairs
- Don't think this is necessary in this age level. Would be more beneficial to add more gym space and spectator space or a stage. There is always so much happening in the gym that parents want to attend. That should be the hub of the school
- Stairs looking good
- This is nice minus the colors.
- there should be an elevator
- Don't love it.
- Lots of room great meeting up area
- okay
- Cool

16

- Cool study area.
- I like the wide steps.
- These stairs look better than the previous photo of stairs
- Looks like a trip hazard
- I like it
- Love how wide the stairs are, statement piece when coming into the school
- Like it
- Security cameras should be installed in this area for safety monitoring.
- Looks good
- Like the seating area for students to hang out in
- Lots of Stairs,Lots of room
- Yes
- Love the concept of the seats and stairs. Colours are great.
- Need to see where this leads too.
- Looks good
- good design for kids to hangout

EXERCISE TWO - IMAGES FINDINGS

The image exercise provided valuable insights into the preferences and priorities for the new school. Analysis of the feedback revealed key attributes that highlight both functional needs and design aspirations. These attributes emphasize a balance of modern design, practicality, and community connection, while ensuring the facility supports effective learning environments and creates a welcoming atmosphere for students, staff, and the broader community. Below are some of the key attributes identified as important for the new school design.

- Modern
- Functional
- Comfortable
- Efficient
- Clean
- Natural light
- Spacious
- Security
- Welcoming
- Practical and intentional space planning
- Open
- Accessible
- Traditional
- Outdoor learning
- Bright
- Inviting
- Flexible spaces
- Clear division in spaces between Div. 1 and Div. 2 students

This page has been intentionally left blank.

EXERCISE THREE - PUZZLE

The Architectural Puzzling Exercise is an interactive workshop that engages participants in spatial planning and design by using physical representations of program spaces to explore different layout options. In this exercise, program spaces—such as offices, lobbies, or specialized rooms—are printed as individual pieces that can be moved around on a larger, printed site plan. This hands-on activity helps participants visualize and collaboratively experiment with floor plan configurations, finding arrangements that meet functional requirements and enhance the overall design.

Here's how the exercise typically works:

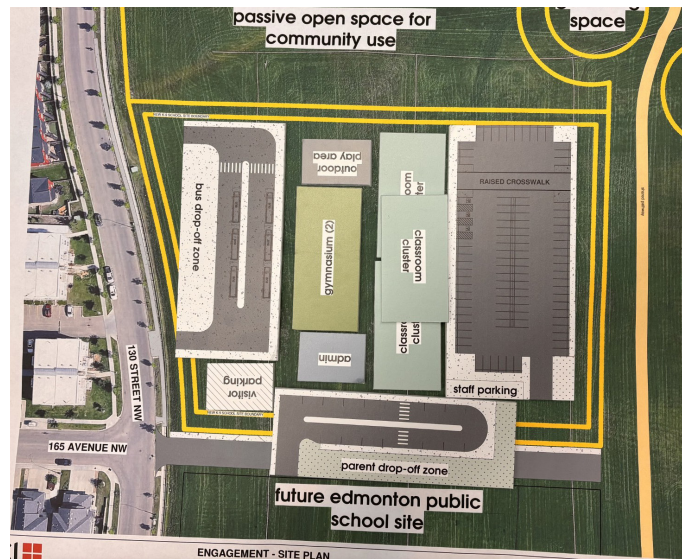
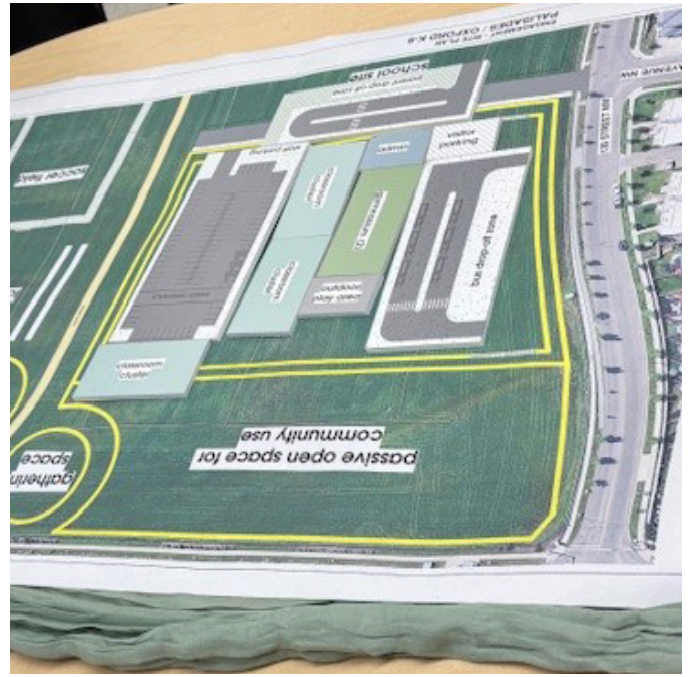
Preparation: Key program spaces are defined based on the project requirements, and each space is printed as a separate “puzzle piece” to scale. A site plan or floor plan template is also printed, providing a clear, scaled context for placing the pieces.

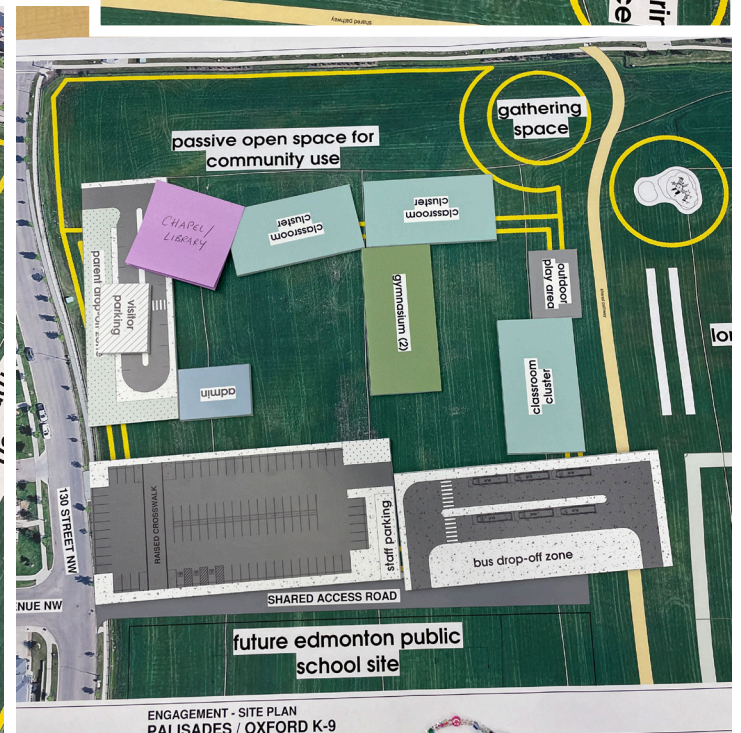
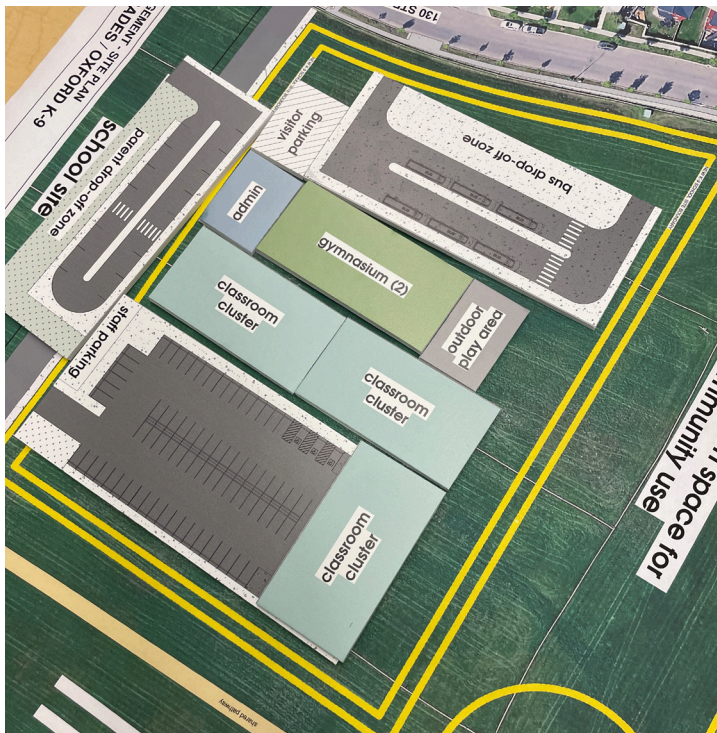
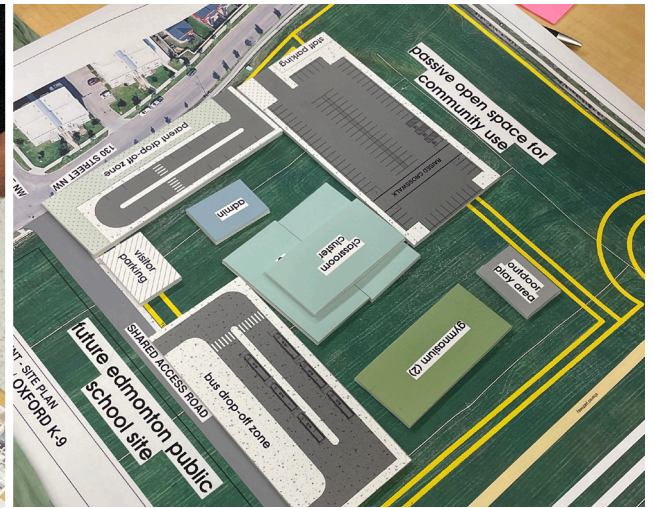
Arranging the Pieces: Participants place and rearrange the program pieces on the site plan, exploring different spatial relationships and adjacencies based on their understanding of the project's needs. They can test various layouts, experiment with different spatial proximities, and visually assess circulation flows and zoning patterns.

Evaluating and Discussing: As participants find promising configurations, they discuss the rationale behind their choices, focusing on how the arrangement supports functionality, user experience, and design goals. This discussion helps refine their ideas and brings to light considerations around accessibility, light exposure, flow, and spatial hierarchy.

Iterating and Finalizing: The exercise encourages iteration, allowing participants to quickly adjust and test new ideas. By the end, they may converge on a few strong layout options that best meet the project's functional and aesthetic requirements.

The Architectural Puzzling Exercise not only aids in understanding programmatic relationships but also fosters collaboration, problem-solving, and creativity within the design process.





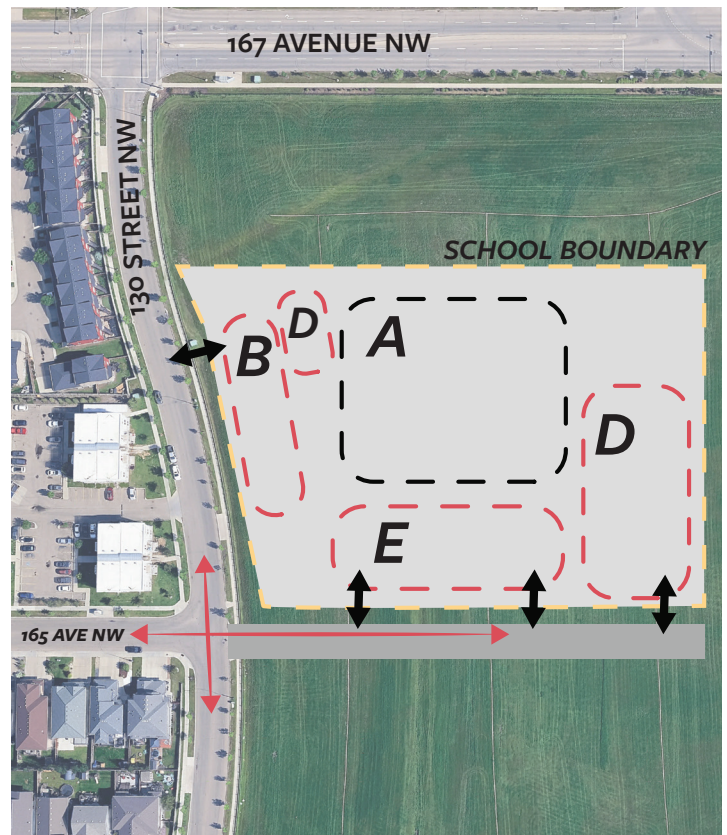
EXERCISE THREE - PUZZLE FINDINGS

The puzzle exercise functioned as a collaborative exploration of the site's spatial and programmatic requirements, helping to align educational priorities with the proposed design. Through this process, key insights emerged, identifying opportunities to optimize layout, circulation, accessibility, and overall usability. These findings establish a strong foundation for advancing into the conceptual design phase of the school.

Key Findings

- **School Fooprint (A):** Alignment of the school to frontage and access to 130 Street. It is critical to have the placement of administration to have passive supervision to parent student drop-off and bus drop-off areas.
- **Parent-Student Drop-Off (B):** The puzzle concepts consistently indicated that parent-student drop-off should be located exclusively off 130 Street, reflecting concerns around congestion and traffic flow. Locating drop-off along the shared roadway was generally discouraged.
- **Bus Drop-Off (C):** Bus drop-off was generally preferred along the shared access roadway, with a clear emphasis on maintaining separation from parent drop-off areas and parking.
- **Visitor Parking (D):** A dedicated visitor parking located close to main entrance.
- **Site Access (F):** Main site access to be spaced accordingly to avoid any excessive queuing.
- **Staff Parking (G):** Locating staff parking closest to the sports fields—particularly to support after-hours use—emerged as a widely supported preference.

These preliminary findings will be further refined and integrated during the conceptual design phase to ensure the final layout meets both operational and community needs effectively.



This page has been intentionally left blank.

ADDITIONAL COMMENTS

Below are additional comments related to the school design gathered during stakeholder engagement sessions. These insights offer valuable perspectives that will help inform and refine the development of the school's design.

There was a strong preference for a multi-level building, with each level serving a specific function. This approach would help minimize the overall building footprint while supporting efficient operations, clear organization of spaces, and student safety.

- Main floor - Administration spaces to be strategically located for passive supervision. Div. 1 classrooms to be located on the main floor with appropriate safe pathways to playground/outdoor play areas.
- Functional for guests and available parking - accessibility
- Separated access points for parent-student drop-off, bus drop-off, and staff parking
- Safe pedestrian walkways to sports fields and playground
- Larger play areas to accommodate student capacity during recess.

This page has been intentionally left blank.

FINDINGS

The stakeholder engagement process has provided invaluable feedback on the design direction for the new K-9 school in the Oxford community. Through a series of exercises and open discussions, staff, administration, community members, and parents shared a wide range of perspectives, highlighting key areas of focus for the project. The following findings summarize the feedback, organized by the key themes that emerged.

KEY FINDINGS:

1. Heritage and Tradition:

- A strong emphasis on creating a school that reflects Edmonton Catholic Schools' values and supports a lasting sense of identity was evident. Participants expressed a desire for the new school to feel rooted in its community while also providing an inspiring environment for students from kindergarten to Grade 9.
- Several comments suggested incorporating elements that reflect the character of the Oxford community and the broader City of Edmonton, with a preference for a welcoming, contemporary educational environment that feels warm, inclusive, and connected to its neighbourhood.

2. Community Connection:

- The design should reflect the community's values, with a focus on creating a school that fosters a sense of pride, belonging, and support for student success. Many participants emphasized the importance of ensuring the school is a place that serves students, staff, and families while also strengthening connections to the broader community.

- Suggestions included creating welcoming gathering areas, celebrating the identity of Edmonton Catholic Schools, and providing spaces that support school and community events. There was also support for integrating public-facing areas that reflect the Oxford community and the school's role as a valued neighbourhood resource.

3. Design Features:

- Stakeholders expressed a preference for a modern school design that is welcoming, functional, and well integrated with the surrounding community. A balance of open, inviting spaces and practical learning environments was suggested to ensure the design supports both educational needs and a positive student experience.
- The design should also consider day-to-day school functionality, with a layout that promotes clear circulation, safety, and ease of access. Participants highlighted the value of natural light, flexible learning spaces, areas for collaboration, and spaces that can support both academic programming and community use.

4. Safety and Comfort:

- Safety, comfort, and a sense of security for students, staff, families, and visitors were highlighted as top priorities. A well-organized, safe, and welcoming environment was deemed essential, with recommendations to ensure that spaces for staff and administration are comfortable, supportive, and conducive to collaboration and well-being.

- Features such as welcoming staff areas, collaborative workspaces, and comfortable support spaces were positively received, with feedback suggesting that these areas be designed to promote well-being, communication, and effective day-to-day operations for school staff and administration.

5. Public Engagement and Education:

- Edmonton Catholic Schools is committed to creating a school that supports student learning, family involvement, and meaningful community connection. Providing space for school events, parent engagement, and community use is an important component of the project and reflects the value of continued participation from staff, administration, community members, and parents.

6. Cost Consciousness:

- Stakeholders acknowledged the importance of being cost-conscious throughout the design process. There was a strong desire for a high-quality, functional building that stays within budget, with feedback suggesting a focus on efficient use of materials, cost-effective construction methods, and long-term operational savings.

These insights will guide the development of the design concept, ensuring that the final product reflects the values of Edmonton Catholic Schools and the Oxford community while meeting the functional needs of a new K-9 school in the City of Edmonton.