

Parent Online Survey  
November 1<sup>st</sup> to December 15<sup>th</sup>, 2012

**Total Survey's Received:** 635

**Previous Survey:** 306

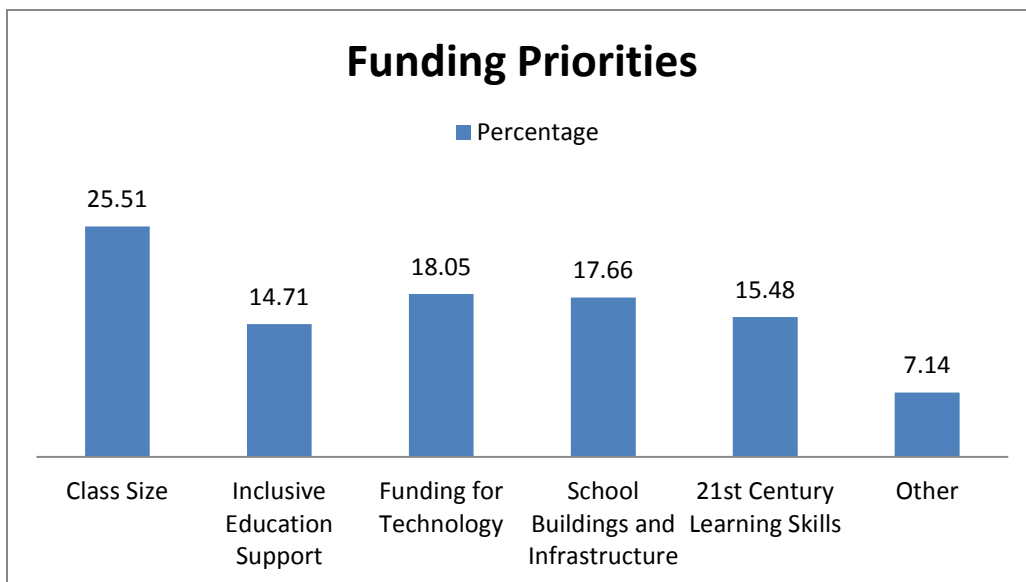
**Grades:**

Pre-Kindergarten:	33	3.56%
Kindergarten:	88	9.48%
Grade 1 to 3:	239	25.75%
Grade 4 to 6:	200	21.55%
Grade 7 to 9:	202	21.77%
Grade 10 to 12:	166	17.89%
<b>Total:</b>	<b>928</b>	

**Question 1:** Meeting your needs: One of the biggest challenges for any school district is managing all the competing priorities. In those areas where funding priorities can be set, we invite you to allocate funds.

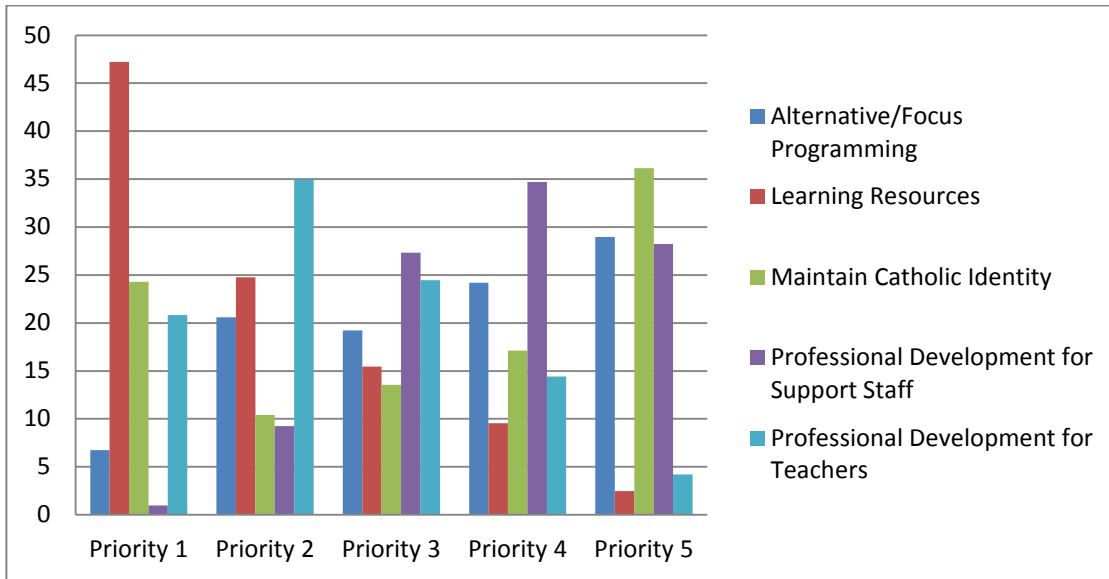
a. How would you allocate the budget?

Categories:	Class Size	25.51%
	Inclusive Education Support	14.71%
	Funding for Technology	18.05%
	School Buildings and Infrastructure	17.66%
	21 <sup>st</sup> Century Learning Skills	15.48%
	Other	7.14%



b. Please rank the items in the Other Category:

Other Category's	Priority 1	Priority 2	Priority 3	Priority 4	Priority 5
Alternative/Focus Programming	6.74%	20.6%	19.24%	24.21%	28.96%
Learning Resources	47.21%	24.77%	15.44%	9.54%	2.48%
Maintain Catholic Identity	24.28%	10.42%	13.54%	17.11%	36.14%
Professional Development for Support Staff	0.96%	9.26%	27.32%	34.72%	28.22%
Professional Development for Teachers	20.81%	34.95%	24.47%	14.43%	4.21%



**Question 2:** Overall, do you support the use of district funds over and above the funding that the government supplies to the district to provide for students requiring specialized supports?

Remain the same	46.33%
Increase	41.96%
Decrease	8.92%

Would you be willing to reduce funding to other district and school Priorities in order to meet the unique needs of individual students?

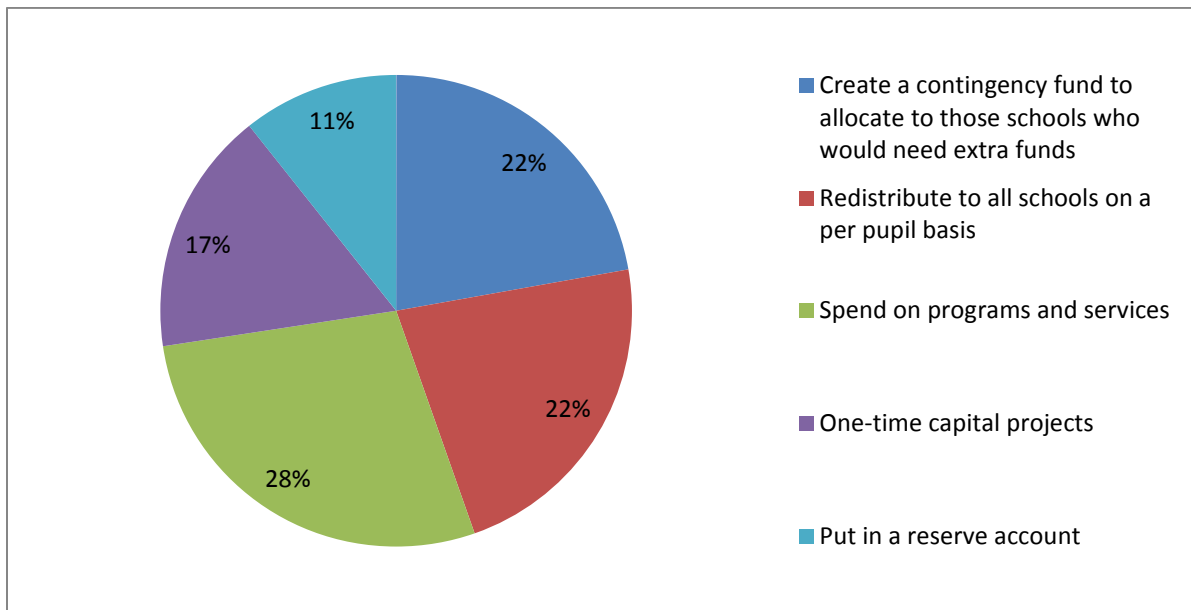
No	55.41%
Yes	44.59%

**Question 3 - Saving for the future:**

After funding school needs appropriately and if a surplus existed, what would be your priority/priorities?

**Priorities**

Create a contingency fund to allocate to those schools who would need extra funds	21.12%
Redistribute to all schools on a per pupil basis	21.3%
Spend on programs and services	26.63%
One-time capital projects	15.9%
Put in a reserve account	10.17%



**Question 4:** How satisfied are you with the way resources are distributed in the District?

**Responses:**

Very Satisfied:	5.4%
Somewhat Satisfied:	36.5%
Unsure:	39.61%
Somewhat Dissatisfied:	13.75%
Very Dissatisfied:	4.75%

**Question 5:** As a parent of a student in an Edmonton Catholic School, what would you like the Budget Committee to consider as essential to the education of your child?

450 total respondents  
39 responses were not valid or unrecognizable  
89 parents provided additional responses  
500 responses

**Smaller Class Sizes:** 133 responses – 26.6%

**Increased access to technology:** 51 responses – 10.2%

**Increased Teacher Professional Development:** 46 responses – 9.2%

**Provide access to required resources:** 37 responses – 7.4%

**Teach Basic Skills- Math, Science, and English:** 29 responses – 5.8%

**Teach 21<sup>st</sup> Century Learning Skills:** 28 responses – 5.6%

**Improve Infrastructure and Facilities:** 25 responses – 5%

**Increase support staff:** 21 responses – 4.2%

**Increase Catholic values and identity:** 20 responses – 4%

**Increase support for extracurricular programs, Athletics and field trips:** 17 responses – 3.4%

**Increase funding for inclusive education:** 14 responses – 2.8%

**Increase Counseling Services/ Health, Wellness and Safety:** 12 responses – 2.4%

**No inclusive education:** 6 responses – 1.2%

**Decrease school fees/ Eliminate Fund raising:** 4 responses – 1%

**Increase Fine Arts funding:** 4 responses – 1%

**Other - less than 1%:**

Full Day Kindergarten  
Gifted Programming  
Close small schools/ Keep small schools  
Decrease the use of paper  
Hot lunch programming  
Decrease Transportation Subsidy  
Decrease cost of field trips  
Completely satisfied

**Question 6:** What do you anticipate as future needs based on changes that are occurring in education and Edmonton Catholic Schools?

382 total respondents

37 responses were not valid or unrecognizable

82 parents provided additional responses

427 responses

**Technology knowledge for 21st century learning – student:** 34 responses – 7.96%

- to support learning in the classroom

**Smaller Class Size:** 28 responses – 6.55%

**Inclusive education- more direction of support towards this:** 26 responses – 6.08%

- ELL learners and FNMI included

**PD for teachers in 21st Century learning:** 20 responses – 4.68%

**Technology updates/upgrades:** 62 responses – 4.51%

- including assistive technologies
- Hardware and Software
- includes technology infrastructure

**Maintenance:** 15 responses – 3.51%

**More Educational Assistant support staff:** 14 responses – 3.27%

**Building Infrastructure:** 13 responses – 3.04%

**PD for teachers in technology:** 11 responses – 2.57%

**Technology that is accessible to all students no matter of socio economic background:**

10 responses – 2.34%

**More teachers:** 10 responses – 2.34%

**Safety in schools:** 9 responses – 2.10%

**Basics in Education (Math, Science, Language Arts and Social):** 9 responses – 2.10%

**New Schools:** 6 responses – 1.40%

**Innovation:** 6 responses – 1.40%

**Social Skills:** 5 responses – 1.17%

**OTHER - LESS THAN 1%:**

Student owned devices  
PD for teachers re: Special Needs  
Transportation Allowances and Expanding of areas to access transportation  
Right Sizing of Schools  
Virtual Classrooms  
Online textbooks  
Healthy Lifestyles  
Learning Styles  
Student mentoring Program  
Values  
Self on line study  
Flex Learning Model  
Restructuring of classroom learning environments  
Review of Educational Programs to meet the needs of post-secondary  
Teacher Salary Increase  
Non- Technological Learning areas  
Later start time for grade 10-12 students  
Teacher Recruitment should be a priority  
Daycares on school sites  
Stewardship  
After school Programs  
Counselors in all levels of school  
Fine Arts Spending should increase  
Fair and supportive operational funding of schools  
More gymnasiums  
Specialized language instructors  
Virtual Libraries that connect to Public Library  
Focus Programs at all schools  
Print learning resources need to be increased  
Playgrounds need attention  
More aboriginal and multi-cultural programs  
Recommitment to French Language/French Immersion  
High School Prep for Post-Secondary  
Bring back parent teacher interviews  
Better accessibility to schools' discipline policies

**Question 7:** In what areas could cost saving measures be taken by the Edmonton Catholic School District?

379 responses

**Do not know/no knowledge of district budget:** 82 responses – 21.6%

**Cut wages or Cut Staffing:** 57 responses – 15.0%

- Teachers 5
- Support Staff 5
- District / School Administration 47

**Cuts / Waste:** 45 responses – 11.9%

- Advertising 9
- Technology - iPads, Smart Boards, etc. 17
- PD Days, FD Day, catered lunches, out of town PD, events 12
- Extra-curricular activities, fieldtrips 5
- School supplies 2

**Saving on Resources:** 44 responses – 11.6%

- Paperless - use of electronic communication/on-line resources 25
- On-line text books 9
- water, energy saving / energy efficient infrastructures 10

**Potential Revenue:** 32 responses – 8.4%

- More online resources rather than books 1
- Larger classes especially in AP and IB 1
- Fundraising, Grants, government, parishes, casinos 13
- Rental of buildings, community use 4
- Increasing fees, less subsidy on bussing 3
- Using more volunteers 2
- no early dismissal - one day off per month - save \$ 4
- Discipline - work programs 2
- decrease teaching time - online, less hours, technology 3
- 21st century problem solving - innovation, involve students/parents 3

**Identified Areas of Waste with suggested better use of dollars:** 20 responses – 5.3%

**Programs:** 19 responses – 5.0%

- cut special needs programs 3
- Cut or amalgamate focus programs/academies 14
- ESL 1
- special programs not inclusion 1

**Building:** 16 responses – 4.2%

- Contracted services - analyze and save 7
- Infrastructure needs, rents, upgrades and efficiencies 9

**Close Schools:** 15 responses – 4.0%

**No cuts/don't see any waste:** 12 responses – 3.2%

**No cuts increase revenues/allocations instead:** 12 responses – 3.2%

**Budget:** 10 responses – 2.6%

- Managing of money - responsible spending, stick to the budget
- services, contracts, and supplies and "interest on capital debt"

**Sharing:** 8 responses – 2.1%

- amalgamate with EPS / 2
- share big purchases between schools 1
- bulk purchase orders to reduce costs 3
- schools with surplus \$ to share with poorer schools 1
- tie into digital libraries 1

**Transportation:** 7 responses – 1.8%