



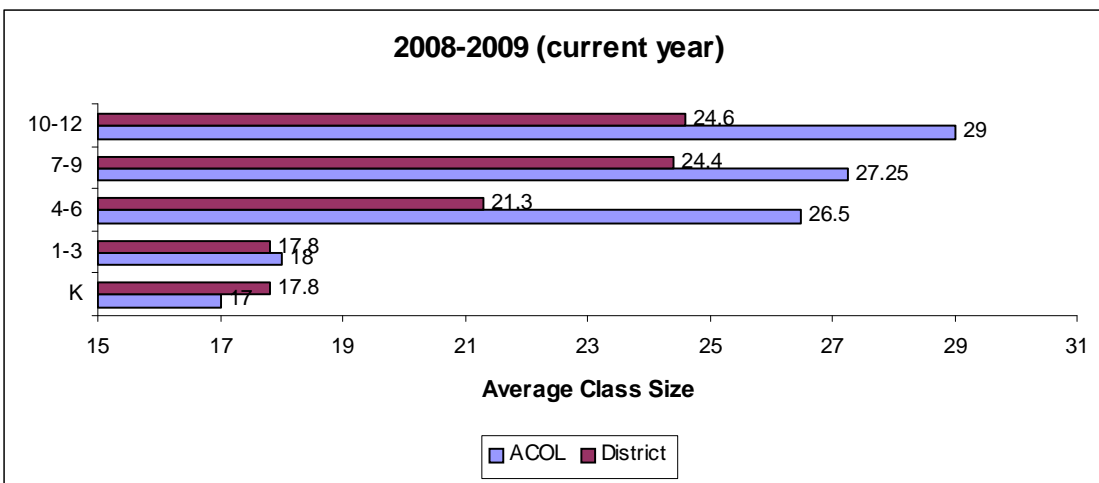
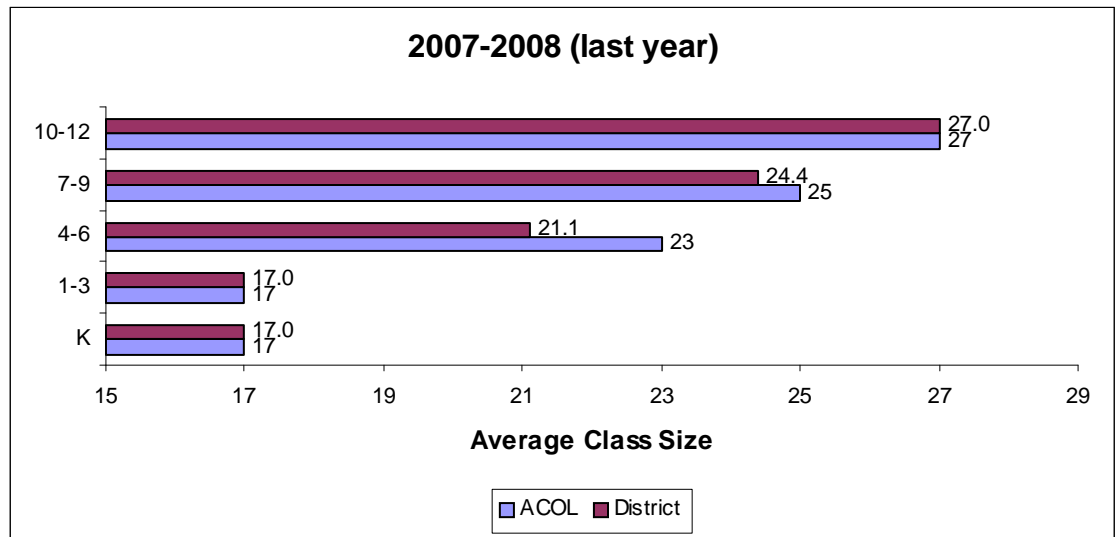
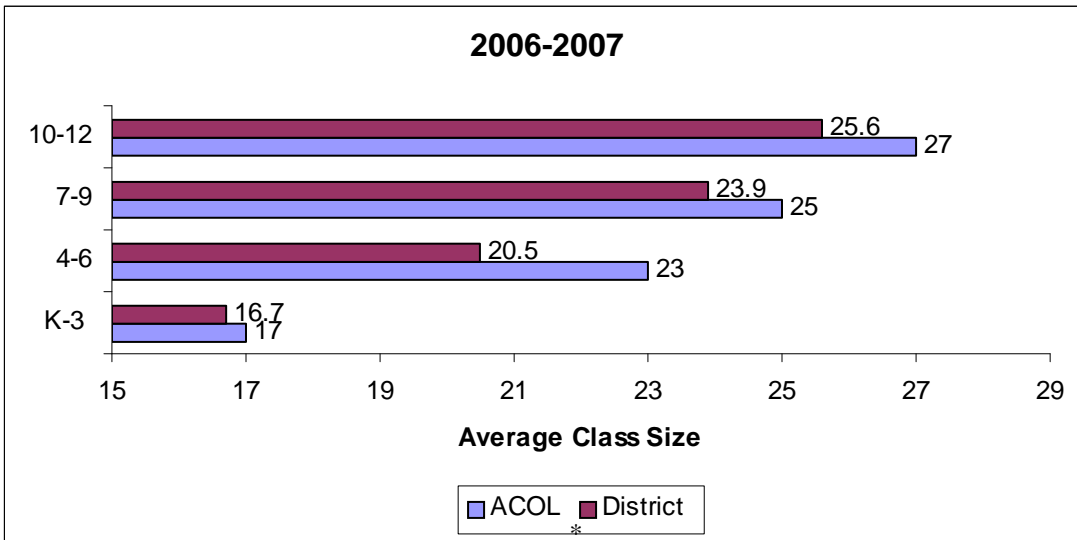
# Class Size Report - January 2009

- Edmonton Catholic Schools has received the following amounts from Alberta Education in support of the Class Size Initiative:
  - \$4,998,424 in 2004
  - \$6,333,050 in 2005
  - \$10,034,732 in 2006
  - \$10,335,774 in 2007
  - \$11,261,487 in 2008

Level	HISTORY						PRESENT				
	ACOL Guidelines 2004-2005	District 2004-05	ACOL Guidelines 2005-06	District 2005-06	ACOL Guidelines 2006-07	District 2006-07	ACOL Guidelines 2007-2008	District 2007-2008	ACOL Guidelines 2008-2009	District Targets 2008-2009	District 2008-2009
K							17	17.6	17	17	17.8
K-3	20	21.9	18.5	18.9	17	16.7	17	17.6	17	18	17.8
4-6	24	23.5	24	22.3	23	20.5	23	21.3	23	26.5	21.3
7-9	27	25.7	26	23.9	25	23.9	25	23.7	25	27.25	24.4
10-12	29	26.7	28	24.5	27	25.6	27	25.6	27	29	24.6

- The following guidelines are used by Alberta Education to calculate average class size:
  - Combined grades 3/4 classes are included in the grades 4-6 average.
  - Any combined classes for special education students that involve Grades 2, 3, and 4 are reported in the grades 4-6 average.
  - Students with special education needs who are enrolled in a regular program are included and also special needs classes (i.e. Academic support, Knowledge and Employability, PDP) are included.
  - Team taught classes: Classes that are taught by more than one teacher (at the same time) are counted as multiple classes for the purposes of calculating the average.
  - Pull-out time: If a student or group of students are pulled out of the regular class to work with a teacher for at least 50% of the time this class is offered in a week, those students are subtracted from the class size of the regular class. The pulled-out students are counted as a class of their own.
  - Outreach classes: (i.e. Fresh Start, PASS) and the Registered Apprenticeship Program are not counted in the class size average.

# Edmonton Catholic Schools Average Class Size Information



\*